



EARLY LEARNING COALITION OF BREVARD COUNTY, INC.



MINUTES: Board of Directors Meeting

DATE/TIME: Tuesday, August 21, 2018 at 3:00 p.m.

LOCATION: Early Learning Coalition of Brevard, Conference Room 1018 Florida Ave, Rockledge, FL

MEMBERS PRESENT: Terri Barlow, Alan Bergman, Mark Broms, Victoria Candelora, Ian Golden, Linda Halpin (substitute), Jeffrey Harrison, Khaled Jarrah, Beth Mills, Henry Perez, Althea Puzio, and Gena Tiedeman

EXCUSED ABSENT MEMBERS: Lori Duester, Don Lusk and Alicia Reyes-Perez

UNEXCUSED ABSENT MEMBERS: Natalie Jackson and Heather Quidort

STAFF PRESENT: Sky Beard, Jessica Beecham, Michell Bhagwandin, Kara Bradley, Paula Collins, Sharlene Humphrey, Gina Sousa, Tina Snyder

GUEST PRESENT: N/A

CALLED TO ORDER: Alan Bergman called the meeting to order and quorum was established 3:12 p.m. Pledge of allegiance took place and introductions were conducted.

AGENDA ITEM	SUMMARY/DISCUSSION	ACTION/FOLLOW-UP
Consent Items	a. Minutes: June 19, 2018 b. Directors Report	Henry Perez motioned for the Consent Items to be approved. Ian Golden seconded the motion. The motion passed unanimously by all Board members.
Committee Reports	<p>Executive/Finance Committee: Alan Bergman reported to the Board that the Executive/Finance Committee met on Monday, August 13, 2018. The agenda items included:</p> <ul style="list-style-type: none"> Approval of June 11, 2018 minutes Children's Services Council Update – To be discussed later in meeting EFS Modernization Update – To be discussed later in meeting School Readiness Provider Contract Termination – Postponed for discussion at the September meeting Meeting with Provider Representatives – Sky held a publicly noticed meeting with our three Board provider Representatives on July 31; they discussed ways to best meet the needs of School Readiness and VPK providers as well as current topics of interest to early learning providers. Khaled Jarrah expressed that he was looking forward to visiting other providers 	No Action/Follow-up
Old Business	<p>Finance Report and Waiting List/New Enrollment Update: Sky reviewed the Finance Reports (see attached) with the Board. Due to inaccuracies, in the EF Modernization system, the Coalition does not believe the current waiting list numbers are accurate. Coalition staff are currently reviewing reports in an attempt to analyze waiting list information. The earmarks have been met for the FY 2017.2018:</p> <ul style="list-style-type: none"> School Readiness direct services 84%; minimum required is 78% VPK Admin 3.89%; maximum allowed is 4% Match dollars are short by approximately \$24,000 	No Action/Follow-up

<p>New Business</p>	<p><u>Children’s Services Council Update:</u> The Board discussed the Board of County Commissioner’s meeting that was held on July 24, 2018. The Commissioners were to vote on a tax referendum for the Brevard Children's Services Council to be on the November ballot. However, after much discussion and public comments the Commissioners voted against adding the tax referendum to the November ballot.</p> <p>The Children’s Services Council has not met since the July County Commission meeting but a Council meeting has been scheduled for September. The Board will be kept up-to-date with the next steps the CSC will be taking.</p> <p><u>VPK Readiness Rates:</u> The Board was informed that the VPK Readiness rates reflect the percentage of screened children a VPK provider has adequately prepared for kindergarten. The readiness rate is based on the Florida Kindergarten Readiness Screener (FLKRS). This year, Florida administered a new kindergarten readiness screener, STAR Early Literacy. The Readiness rates results are as follows:</p> <ul style="list-style-type: none"> • Statewide <ul style="list-style-type: none"> - Average score = 541 - About 1/3 of VPK providers were “low performing” • Brevard County <ul style="list-style-type: none"> - 38% “low performing” (score of less than 60) <p>The Board reviewed the STAR Early Literacy Doman Data that was provided by OEL. The Board discussed concerns about the data and follow up discussions that will assist in the understanding of the most appropriate next steps. The Board will be updated as more information becomes available.</p> <p>Beth Mills will be holding STAR Early Literacy trainings trainings for private providers to have a better understand of the assessment tool and administration process.</p> <p><u>EFS Modernization System Update:</u> Coalition staff prepared as much as possible for the new Statewide system that was released on July 2, 2018 (Release 3.0). The new system is challenging at best which was somewhat expected. However, the Coalition experienced significant data migration issues which compounded issues with system functionality. Coalition staff explained challenges with staff morale and how hard the team is working, despite the challenges with the system. The Coalition has added additional kiosks in the Melbourne and Rockledge offices to assist families.</p> <p>Khaled Jarrah has informed his directors to be patient with the new system, because the provider side of the new system is not working at this time. However, providers would like to request more communication about the problems with the system. The Coalition staff will send out updates to the providers, as appropriate.</p>	<p>No Action/Follow-up</p>
----------------------------	--	-----------------------------------

	<p><u>Additional School Readiness Allocation:</u> As has been discussed, the Coalition has received its allocation of new federal School Readiness dollars. Brevard has received approximately 1.5m for School Readiness services to be spent by June 30, 2019. Coalition staff is working through a plan on how to spend the funds which will prioritize serving families on the waiting list.</p> <p>The Board discussed possible ways the funds could be spent locally. However, Coalition staff is waiting on OEL for any guidance on how to spend the funds. The Board will be kept up to date with any new information.</p> <p><u>October Annual Meeting Survey:</u> Sky reminded the Board that October will be the Annual Meeting of the Board of Directors. Officers will be elected at this meeting. If any members are interested, please email Sky.</p> <p>A survey will be sent out to Board members requesting input regarding the content and format of the Annual Meeting.</p> <p><u>Key Result Area Committee Meeting:</u> The Quality Committee met during the meeting time.</p>	
Public Comment/Board Announcements	N/A	No Action/Follow-up
Adjournment	The meeting was adjourned at 4:36 pm	<p>Ian Golden motioned for the adjournment of the Board meeting.</p> <p>Jeffrey Harrison seconded the motion. The motion passed unanimously by all Board members.</p>

August 2018 Board of Directors Minutes Approved:

Respectfully Submitted,

Approved

Signature Date
Executive Coordinator

Signature Date
Executive Director



EARLY LEARNING COALITION OF
BREVARD COUNTY, INC.
PO BOX 560692
ROCKLEDGE, FL 32956-0692
PHONE: (321) 637-1800
FAX: (321) 637-7244

**Board of Directors Meeting
Tuesday, August 21, 2018
3:00 pm**

- I. Call to Order
- II. Pledge of Allegiance
- III. Coalition Roll Call by Self Introduction
- IV. Consent Items
 - a. Minutes: June 19, 2018
 - b. Director's Report
- V. Committee Reports
 - a. Executive/Finance Committee
- VI. Old Business
 - a. Finance Report and Waiting List/New Enrollment Update
- VII. New Business
 - a. Children's Services Council Update
 - b. VPK Readiness Rates
 - c. EFS Modernization System Update
 - d. Additional School Readiness Allocation
 - e. October Annual Meeting Survey
 - f. Key Result Area Committee Meetings
- VIII. Public Comment
- IX. Adjourn

Next Meeting: September 18, 2018

PROUDLY SUPPORTED BY:



EARLY LEARNING COALITION OF BREVARD COUNTY, INC.



MINUTES: Board of Directors Meeting
DATE/TIME: Tuesday, June 19, 2018 at 3:00 p.m.
LOCATION: Early Learning Coalition of Brevard, Conference Room 1018 Florida Ave, Rockledge, FL
MEMBERS PRESENT: Terri Barlow, Alan Bergman, Mark Broms, Jeffrey Harrison, Natalie Jackson, Don Lusk, Beth Mills, Heather Quidort, Myrna Shimei, Travia Williams
EXCUSED ABSENT MEMBERS: Victoria Candelora, Lori Duester, Ian Golden, Linda Halpin, Henry Perez, Althea Puzio, and Gena Tiedeman
UNEXCUSED ABSENT MEMBERS:
STAFF PRESENT: Sky Beard, Jessica Beecham, Michell Bhagwandin, Paula Gonzalez, Sharlene Humphrey, Selena McNeely, Cathie Odom, Gina Sousa, Tina Snyder
GUEST PRESENT: N/A
CALLED TO ORDER: Alan Bergman called the meeting to order 3:11 p.m. Pledge of allegiance took place and introductions were conducted. Quorum was established at 3:23 p.m.

AGENDA ITEM	SUMMARY/DISCUSSION	ACTION/FOLLOW-UP
Consent Items	<ul style="list-style-type: none"> a. Minutes: May 21, 2018 b. Directors Report 	Myrna Shimei motioned for the Consent Items to be approved. Natalie Jackson seconded the motion. The motion passed unanimously by all Board members.
Committee Reports	<p>Executive/Finance Committee: Alan Bergman reported to the Board that the Executive/Finance Committee met on Monday, June 11, 2018. The agenda items included:</p> <ul style="list-style-type: none"> • Approval of May 14, 2018 minutes • FY 17.18 Budget to Actuals – reviewed and approved; to be discussed later in meeting • FY 17.18 Budget Revisions – reviewed and approved; to be discussed later in meeting • FY 18.19 Deobligation – Reviewed end of the year expenses and surplus; approved deobligation of \$800,000 to assist other Coalitions who could utilize the dollars. • FY 18.19 Operations and Agency Budgets – Reviewed and approved; agency budge to be discussed later in the meeting • PTO Payout Policy Follow UP – Committee finalized a written response to a former employee regarding implementation of the policy and the role of the Board • July Meetings – to be discussed later in the meeting <p>Nominating Committee – Myrna Shimei informed the Board there were only two nominations received for the vacant Private Provider Representative seat. Both nminations were for the same person, Khaled Jarrah, owner of two locations of Coral Reef Academy (Palm Bay and Melbourne). Khaled Jarrah accepted the nomination. The Provider Representatives will all meet with Sky at a publicly noticed meeting to discuss how to better engage providers.</p>	<p>No Action/Follow-up</p> <p>Beth Mills motioned for Khaled Jarrah to be approved as the Private Provider Representative. Jeffrey Harrison seconded the motion. The motion passed unanimously by all Board members.</p>


<p>New Business</p>	<p><u>FY 17.18 Agency Budget Revision:</u> Cathie reviewed the Revised 17.18 Agency Budget Revision (see attached). The Board reviewed the following:</p> <ul style="list-style-type: none"> • \$800,000 de-obligation • CCEPP State De-obligation funds not being used • \$300,000 of the Operations budget was moved to Direct Services <p><u>FY 18.19 Agency Budget:</u> Cathie reviewed the following highlights of FY 18.19 Agency Budget (see attached):</p> <ul style="list-style-type: none"> • School Readiness funds have increased • Performance Funding Project (PFP) has not been awarded yet, but was kept flat for budgeting purposes. For FY 18.19, 35 providers applied compared with 14 currently participating in FY 17.18. • The VPK allocated budget was decreased based on projected enrollment and demographics. The rate per child will remain flat. • United Way Grant – Flat • CCEP – Not yet awarded by OEL but the Coalition has applied for funding. <p><u>FY 18.19 Anti-Fraud Plan:</u> Gina reviewed the FY 18.19 Anti-Fraud Plan (see attached) with the Board. The Board discussed the proposed minimal revisions as indicated in the Anti-Fraud Plan. The Coalition will submit the approved plan to OEL for approval.</p> <p><u>VPK Readiness Rates:</u> Sky provided an overview of the recently released VPK readiness rates as well as information as to the feedback received from providers locally and statewide (see attached).</p> <ul style="list-style-type: none"> • Statewide <ul style="list-style-type: none"> • Average score = 541 • About 1/3 of VPK providers were “low performing” • Brevard County <ul style="list-style-type: none"> • 38% “low performing” (score of less than 60) • Unknown specific data as the rates were just received <p>Readiness Rates Impact:</p> <ul style="list-style-type: none"> • No new Providers on Probation (POP) identified • If a provider was previously on probation and received a satisfactory readiness rate, they can be removed from their probationary status • If a provider was previously on probation and did not receive a satisfactory rate, they remain at their current status • Scores not consistent with what VPK providers are observing in their programs • Scores not consistent with other assessment measures 	<p>Terri Barlow motioned for FY 17.18 Agency Budget Revision to be approved as presented. Mark Broms seconded the motion. The motion passed unanimously by all Board members.</p> <p>Myrna Shimei motioned for FY 18.19 Agency Budget to be approved as presented. Don Lusk seconded the motion. The motion passed unanimously by all Board members.</p> <p>Jeffrey Harrison motioned for FY 18.19 Anti-Fraud Plan to be approved as presented. Beth Mills seconded the motion. The motion passed unanimously by all Board members.</p>
----------------------------	---	---

	<p>utilized in VPK</p> <ul style="list-style-type: none"> • Administration of STAR on computer • Content and questions • Public view of scores <p>Provider Concerns</p> <ul style="list-style-type: none"> • Utilizing a screening administered in kindergarten to determine VPK provider effectiveness • Utilizing an assessment tool designed for ongoing use to inform instruction as a “high stakes” and “one and done” measure • Lack of child and provider specific data in order to evaluate needed enhancements • Ongoing conversation with local providers • Some providers organizing advocacy efforts <p>Next Steps</p> <ul style="list-style-type: none"> • Ongoing discussions with OEL; need data • STAR procured for 3 years • VPK instructor training this summer • STAR overview informational sessions this summer with BPS <p>Additional updates will be provided to the Board once requested data is received from OEL.</p> <p><u>CLASS Overview:</u> Casey Cicak and Margaret Leddin gave the Board a brief overview of CLASS Assessment (see attached). The CLASS observation tool is an observational instrument developed to measure the effectiveness of classroom interactions. The Board discussed the CLASS observer requirements, observation process and understanding the issues that will be coming up with the new HB 1091 requirements. CLASS will be the tool used to measure the quality of the SR program. There may be concerns locally when scores are established and the Board discussed what the Coalition could do to support the Providers locally.</p> <p><u>July Meeting:</u> Traditionally the Board has elected not to meet in July. The Board discussed any potential needs that would require a meeting. The Executive/Finance Committee will plan on meeting in July depending on potential agenda items to be discussed.</p>	
Old Business	<p><u>Finance Report and Waiting List/New Enrollment Update:</u></p> <p>Cathie reviewed the Finance Reports (see attached) with the Board. At this time, the wait list numbers are down and enrollment is up. The wait list is currently at 507 children; 455 birth to 5 years old; 52 school age. At this time, Coalition staff have stopped enrolling families off the wait list due to the transition to the new Family Portal will start in July. The Board reviewed the Earmark for School Readiness and VPK (see below).</p>	<p>Beth Mills motioned for the cancelation of the July ELC Board of Directors meeting to be approved.</p> <p>Jeffrey Harrison seconded the motion. The motion passed unanimously by all Board members.</p>


Public Comment/Board Announcements	Myrna Shimei will be retiring from DCF in August and resigning from the ELC Board as of that date. Sky will work with DCF to identify her replacement on the Board.	No Action/Follow-up
Adjournment	The meeting was adjourned at 5:14 pm	Natalie Jackson motioned for the adjournment of the Board meeting. Beth Mills seconded the motion. The motion passed unanimously by all Board members.

June 2018 Board of Directors Minutes Approved:

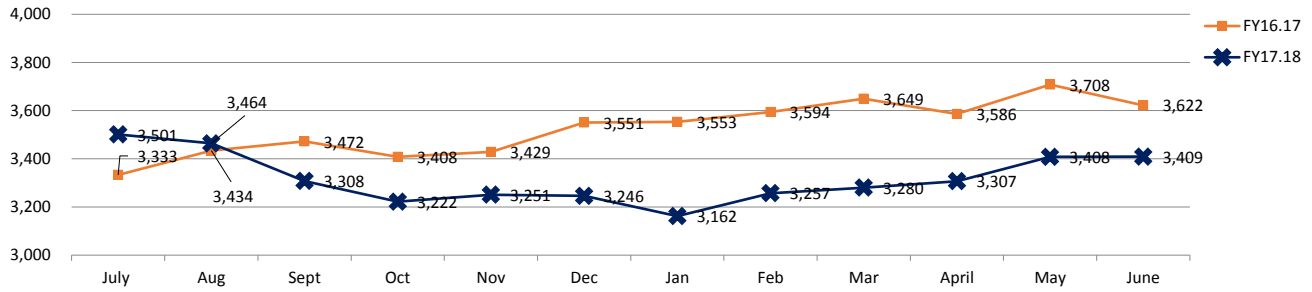
Respectfully Submitted,


 Signature Date
 Executive Coordinator

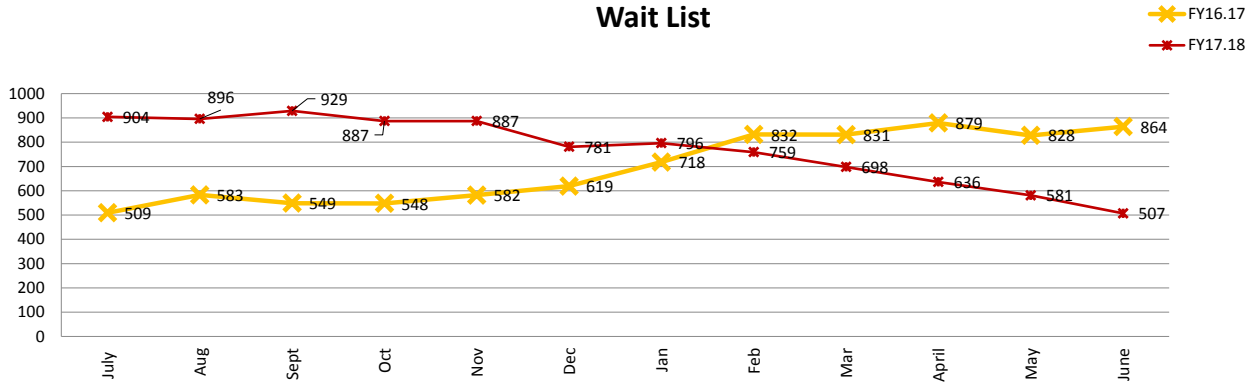
Approved


 Signature Date
 Executive Director

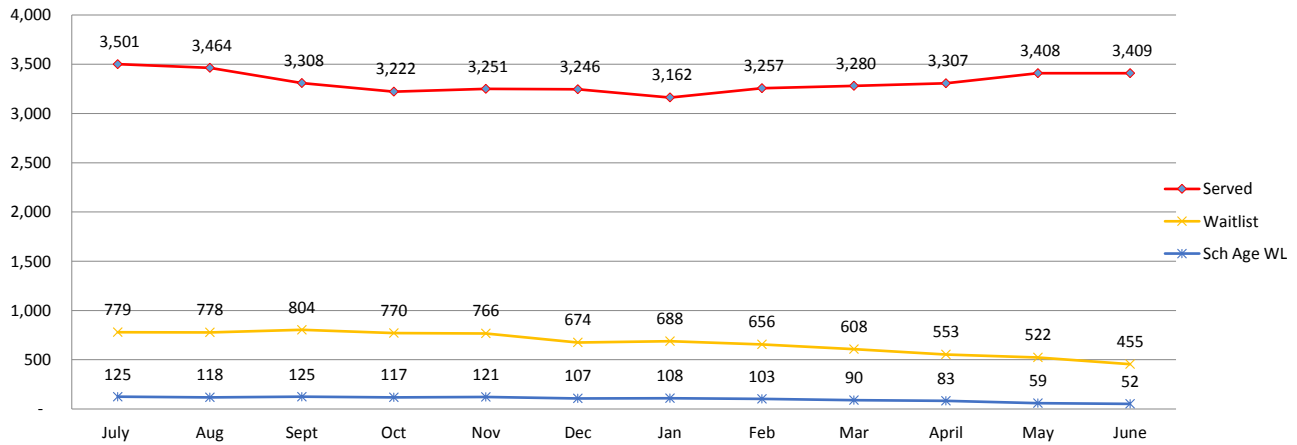
Children Served



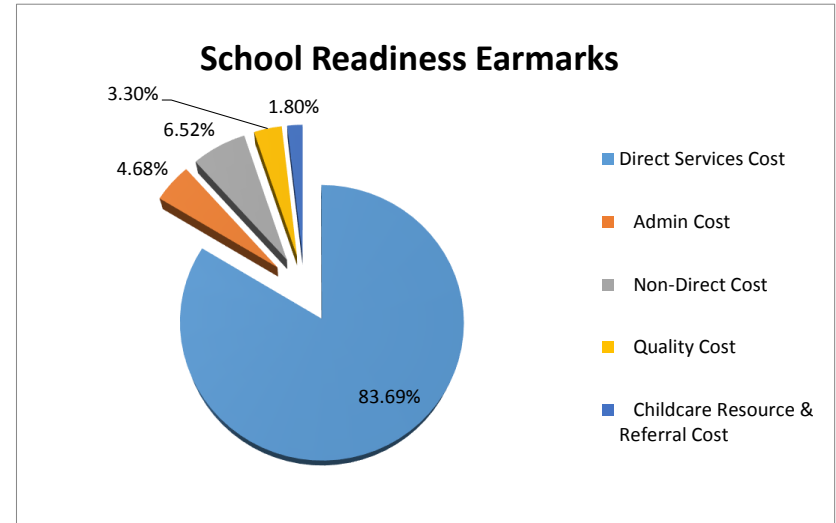
Wait List



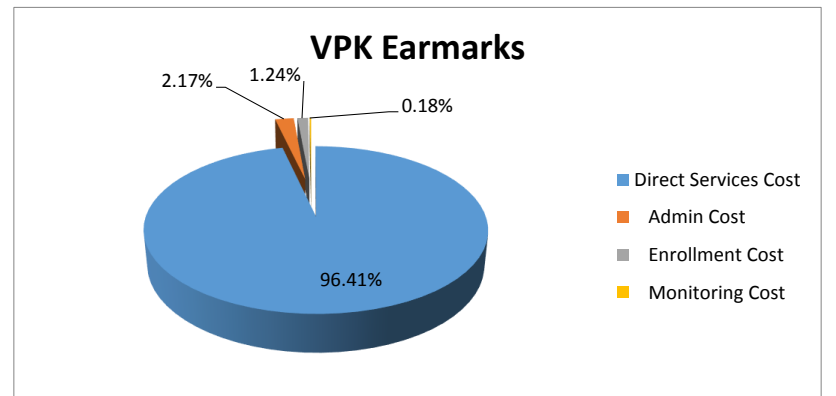
WaitList vs. Served - Current FY



School Readiness				
Category of Spending	FY 17-18 Award	Actual thru 6/30/18	Current %	Earmark/ Restrictions
Award Amount	\$ 17,523,517			
Direct Services Cost	\$ 14,436,349	\$ 14,202,878	83.69%	Minimum 78%
Non-Slot Dollars:				
Admin Cost	\$ 810,706	\$ 794,627	4.68%	Maximum 5%
Non-Direct Cost	1,307,875	1,105,611	6.52%	
Quality Cost	658,670	560,846	3.30%	Minimum 4%
Childcare Resource & Referral Cost	309,917	305,892	1.80%	(4.82%)
Total Non-Slot Dollars	\$ 3,087,168	\$ 2,766,976	16.31%	Maximum 22%



VPK				
Category of Spending	FY 17-18 Award	Actual thru 6/30/18	Current %	Earmark/ Restrictions
Award Amount	\$ 11,582,978			
Direct Services Cost	\$ 11,141,032	\$ 10,813,649	96.41%	Minimum 96%
Non-Slot Dollars:				
Admin Cost	\$ 248,637	\$ 243,264	2.17%	
Enrollment Cost	165,082	139,618	1.24%	Maximum 4%
Monitoring Cost	27,227	19,662	0.18%	
Total Non-Slot Dollars	\$ 440,946	\$ 402,544	3.59%	



Fiscal Year 2017-2018

June 2018

Budget

	Total	Thru 6/30/18	Actual
Economically Disadvantaged Direct Svcs	7,661,688	7,661,688	7,643,941
Projected Match	459,701	459,701	458,636
Match Waived	-	-	-
Total Match Requirement	459,701	459,701	458,636

Projected

	Total	Thru 6/30/18	Actual
Cash Match Sources			
United Way	262,000	262,000	261,583
CDBG Funders	44,869	44,869	46,128
Other direct match funders	2,500	-	773
Indirect match funders	-	-	-
Cash subtotal	309,369	306,869	308,483
In-kind Match Sources			
Public Education Program	90,147	90,147	94,348
Managed IT Services	15,300	15,300	20,551
Professional Services/Other	500	500	10,918
InKind subtotal	105,947	105,947	125,817
Total Match	415,316	412,816	434,300
Estimated Match Remaining (Surplus)	44,385	46,885	24,336


EARLY LEARNING COALITION OF BREVARD

Board of Directors Meeting
August 21, 2018



VPK READINESS RATES

- The readiness rate reflects the percentage of screened children a VPK provider has adequately prepared for kindergarten.
- The readiness rate is based on the Florida Kindergarten Readiness Screener (FLKRS). This year, Florida administered a new kindergarten readiness screener, STAR Early Literacy.




READINESS RATES RESULTS

Statewide

- Average score = 541
- About 1/3 of VPK providers were “low performing”

Brevard County


- 38% “low performing” (score of less than 60)



STAR EARLY LITERACY DOMAIN DATA

Alphabetic Principle
 Letter names, alphabetic letter sequences and the sounds associated with letters


Brevard: 63.2
 Statewide: 63.0
 High: 67.7 (St. Johns)
 Low: 53.9 (Liberty)



STAR EARLY LITERACY DOMAIN DATA

Concept of Word
 Understanding of print concepts regarding written word length and word borders and the difference between words and letters


Brevard: 63.2
 Statewide: 64.2
 High: 69.0 (St. Johns)
 Low: 55.0 (Liberty)



STAR EARLY LITERACY DOMAIN DATA

Visual Discrimination
 Differentiating both upper and lowercase letters, identifying words that are different and match words that are the same

Brevard: 73.0
 Statewide: 72.6
 High: 76.9 (St. Johns)
 Low: 64.1 (Liberty)



STAR EARLY LITERACY DOMAIN DATA**Phonemic Awareness**

Understanding of rhyming words, blending and segmenting word parts and phonemes, isolating and manipulating initial, final and medial phonemes, identifying the sounds in consonant blends

Brevard: 41.6

Statewide: 41.5

High: 46.1 (St. Johns)

Low: 32.8 (Liberty)



STAR EARLY LITERACY DOMAIN DATA**Phonics**

Understanding of short, long and variant vowels and other vowel sounds, initial and final consonants, consonant blends and digraphs, consonant and vowel substitution, identification of rhyming words and sounds in word families

Brevard: 39.6

Statewide: 39.6

High: 44.3 (St. Johns)

Low: 30.8 (Liberty)



STAR EARLY LITERACY DOMAIN DATA**Vocabulary**

Knowledge of high-frequency words, regular and irregular sight words, multi-meaning words, words used to describe categorical relationships, position words, synonyms and antonyms

Brevard: 42.5

Statewide: 42.4

High: 47.0 (St. Johns)

Low: 33.9 (Liberty)




STAR EARLY LITERACY DOMAIN DATA

Early Numeracy

Identify and name numbers, understand number-object correspondence, complete sequences, compose and decompose groups of up to ten, compare sizes, weights and volumes

Brevard: 60.4
Statewide: 60.1
High: 65.0 (St. Johns)
Low: 51.0 (Liberty)





Director's Report August 2018

State and Office of Early Learning (OEL) Update:

- On July 16 – 18, 2018, Sky attended a series of statewide meetings in Tampa. The Office of Early Learning held a meeting with the Early Learning Coalition Executive Directors and the Association of Early Learning Coalitions held its statewide meeting as well. In addition, Alan Bergman attended the Early Learning Advisory Council (ELAC) meeting that week. ELAC focused on strategic planning and discussions related to the role and responsibilities of the advisory council during their meeting.

Coalition Update:

- The Coalition held a series of informational sessions at various locations in the county for providers to learn more about the program assessment requirements identified in HB 1091. The small group discussions were well attended and provided an opportunity for School Readiness providers to answer any questions they may have about CLASS and the expectations related to contracting.
- In an effort to educate VPK providers about the Florida Kindergarten Readiness Screener (FLKRS) STAR Early Literacy, Dr. Beth Mills from Brevard Public Schools is conducting a series of trainings on the assessment tool. Dr. Mills serves as the lead staff member at Brevard Public Schools for teacher training and implementation of STAR Early Literacy.
- Sky met with a representative from the Central Florida Child Health Program on July 20 to discuss support of bringing a Home Instruction for Parents of Preschool Youngsters (HIPPY) to Brevard. A letter of support was provided and additional updates will be provided as they become available.
- Coalition staff have continued discussions with Brandon Properties regarding progress on the Melbourne office space. A lease has been signed in order for the project to move forward. The next steps include Coalition staff meeting with an architectural firm to begin discussing specific space needs.
- Sky met with the Space Coast League of Women Voters' Education Committee on August 15, 2018. Discussions included the Children's Services Council, VPK readiness rates, status of School Readiness and VPK services in Brevard and Florida as well as the Committee for Early Grade Success Report. The Education Committee was interested in seeing how the League could support Early Learning Coalitions and early childhood issues at the local or state level.

PROUDLY SUPPORTED BY:



EARLY LEARNING COALITION OF
BREVARD COUNTY, INC.
PO BOX 560692
ROCKLEDGE, FL 32956-0692
PHONE: (321) 637-1800
FAX: (321) 637-7244

Early Learning Performance Funding Project

August 2018 Update

- 2017-2018
 - Contract Amendments for Tier 2-5 Annualization Adjustment Payments and Director/Instructor Stipends
 - Annualization Adjustment \$72,171.56
 - Director/Instructor Stipends \$35,600
- 2018-2019
 - 38 Applications
 - 26 Providers CLASS Observed
 - 87 CLASS Observations Conducted
 - 23 Infant
 - 28 Toddler
 - 36 PreK
 - 4.92 average composite CLASS score
 - Project Start Date
 - September 1, 2018 (Execution of Contracts)
 - Benchmark Dates
 - January 31, 2019 – Benchmark 1
 - March 31, 2019 – Benchmark 2
 - June 31, 2019 Benchmark 3

PROUDLY SUPPORTED BY:

Florida Voluntary Prekindergarten Program Year 2016-2017 Percentage of Children who Completed VPK Ready for Kindergarten and Average Proficiency Scores by Star Early Learning Sub-Domain by County											
County	Count of Children Ready (VPK Completers)	Count of Children Not Ready	Total Count of Children	Percentage of Children Ready	Average Alphabetic Principle	Average Concept of Word Proficiency Score	Average Visual Discrimination Proficiency Score	Average Phonemic Awareness Proficiency Score	Average Phonics Proficiency Score	Average Vocabulary Proficiency Score	Average Early Numeracy Proficiency Score
Alachua	927	482	1,409	65.8%	63.5	64.7	73.3	41.7	39.7	42.6	60.6
Baker	168	95	263	63.9%	64.0	65.1	73.5	42.4	40.5	43.3	61.1
Bay	548	333	881	62.2%	62.2	63.5	72.1	40.4	38.4	41.4	59.3
Bradford	94	58	152	61.8%	59.8	60.9	70.2	37.4	35.3	38.4	56.7
Brevard	2,377	1,312	3,689	64.4%	63.2	64.5	73.0	41.6	39.6	42.5	60.4
Broward	7,583	4,384	11,967	63.4%	62.7	63.9	72.4	41.2	39.3	42.2	59.9
Calhoun	29	21	50	58.0%	61.6	62.8	71.6	39.6	37.6	40.7	58.6
Charlotte	420	247	667	63.0%	62.6	63.8	72.5	40.7	38.8	41.7	59.7
Citrus	401	257	658	60.9%	62.9	64.2	72.8	41.1	39.1	42.0	60.1
Clay	857	495	1,352	63.4%	63.1	64.4	73.1	41.0	39.0	42.0	60.2
Collier	958	703	1,661	57.7%	60.1	61.3	70.1	38.4	36.5	39.4	57.2
Columbia	244	168	412	59.2%	60.3	61.5	70.5	38.2	36.2	39.2	57.3
Dade	9,877	6,433	16,310	60.6%	62.6	63.7	71.9	42.1	40.2	43.0	59.8
Desoto	60	71	131	45.8%	57.2	58.4	67.7	35.3	33.2	36.3	54.1
Dixie	63	28	91	69.2%	66.6	67.7	75.7	45.2	43.5	46.1	63.8
Duval	4,415	2,485	6,900	64.0%	63.1	64.3	72.7	41.7	39.8	42.6	60.3
Escambia	958	686	1,644	58.3%	60.7	61.9	70.7	38.9	36.9	39.9	57.7
Flagler	357	217	574	62.2%	62.2	63.4	72.1	40.4	38.4	41.3	59.3
Franklin	29	21	50	58.0%	59.5	60.9	69.9	37.3	35.3	38.3	56.5
Gadsden	132	128	260	50.8%	59.5	60.6	69.3	38.6	36.6	39.5	56.7
Gilchrist	73	49	122	59.8%	62.3	63.5	72.4	39.9	37.9	40.9	59.3
Glades	22	13	35	62.9%	61.4	62.4	71.4	39.4	37.4	40.4	58.4
Gulf	37	21	58	63.8%	65.2	66.4	74.7	43.6	41.7	44.5	62.4
Hamilton	31	26	57	54.4%	60.1	61.3	70.4	37.9	35.9	38.9	57.1
Hardee	107	90	197	54.3%	58.0	59.1	68.0	36.6	34.7	37.6	55.0
Hendry	139	151	290	47.9%	57.5	58.6	67.6	36.2	34.2	37.2	54.5
Hernando	610	245	855	71.3%	65.9	67.1	75.2	44.3	42.5	45.2	63.1
Highlands	258	216	474	54.4%	60.4	61.6	70.6	38.4	36.4	39.4	57.4
Hillsborough	5,986	3,073	9,059	66.1%	64.0	65.3	73.7	42.3	40.4	43.3	61.2
Holmes	55	48	103	53.4%	58.6	59.8	69.0	36.8	34.8	37.8	55.6

Florida Voluntary Prekindergarten Program Year 2016-2017 Percentage of Children who Completed VPK Ready for Kindergarten and Average Proficiency Scores by Star Early Learning Sub-Domain by County											
County	Count of Children Ready (VPK Completers)	Count of Children Not Ready	Total Count of Children	Percentage of Children Ready	Average Alphabetic Principle	Average Concept of Word Proficiency Score	Average Visual Discrimination Proficiency Score	Average Phonemic Awareness Proficiency Score	Average Phonics Proficiency Score	Average Vocabulary Proficiency Score	Average Early Numeracy Proficiency Score
Indian River	412	344	756	54.5%	59.9	61.1	70.1	38.2	36.2	39.2	56.9
Jackson	134	108	242	55.4%	58.1	59.3	68.4	36.4	34.3	37.4	55.1
Jefferson	11	13	24	45.8%	54.3	55.3	64.3	33.4	31.3	34.4	51.3
Lafayette	25	20	45	55.6%	59.6	60.7	69.9	37.3	35.3	38.4	56.4
Lake	1,106	621	1,727	64.0%	63.3	64.5	73.2	41.3	39.4	42.3	60.4
Lee	2,028	1,863	3,891	52.1%	58.0	59.1	68.0	36.6	34.6	37.6	55.0
Leon	1,004	471	1,475	68.1%	64.9	66.2	74.4	43.3	41.4	44.3	62.1
Levy	135	74	209	64.6%	63.1	64.3	73.1	40.8	38.7	41.8	60.1
Liberty	25	23	48	52.1%	53.9	55.0	64.1	32.8	30.8	33.9	51.0
Madison	62	36	98	63.3%	60.8	62.0	70.8	39.3	37.3	40.2	58.0
Manatee	1,237	871	2,108	58.7%	60.9	62.1	70.9	39.1	37.1	40.1	58.0
Marion	1,123	604	1,727	65.0%	63.4	64.7	73.2	41.5	39.6	42.5	60.5
Martin	531	296	827	64.2%	62.2	63.4	72.0	40.4	38.4	41.3	59.3
Monroe	214	132	346	61.8%	63.0	64.1	72.8	41.2	39.2	42.1	60.1
Nassau	319	172	491	65.0%	62.7	64.0	72.6	40.8	38.8	41.8	59.8
Okaloosa	963	461	1,424	67.6%	64.1	65.3	73.8	42.2	40.3	43.2	61.2
Okeechobee	118	139	257	45.9%	55.0	56.1	65.3	33.8	31.7	34.8	52.0
Orange	5,939	2,797	8,736	68.0%	65.4	66.6	74.7	44.1	42.3	45.0	62.6
Osceola	1,372	931	2,303	59.6%	61.0	62.1	70.8	39.5	37.6	40.5	58.1
Palm Beach	5,369	3,178	8,547	62.8%	62.4	63.6	72.0	41.1	39.1	42.0	59.6
Pasco	2,130	1,085	3,215	66.3%	64.2	65.5	73.9	42.4	40.4	43.3	61.4
Pinellas	3,175	1,581	4,756	66.8%	64.6	65.8	74.3	42.7	40.8	43.6	61.7
Polk	2,000	1,488	3,488	57.3%	60.4	61.5	70.4	38.8	36.7	39.7	57.4
Putnam	247	141	388	63.7%	62.9	64.2	72.8	41.1	39.1	42.0	60.1
Santa Rosa	562	287	849	66.2%	63.6	64.8	73.4	41.4	39.4	42.3	60.6
Sarasota	1,040	548	1,588	65.5%	63.8	65.0	73.4	42.2	40.3	43.2	61.0
Seminole	2,237	913	3,150	71.0%	66.1	67.3	75.5	44.3	42.4	45.2	63.3
St. Johns	1,305	429	1,734	75.3%	67.7	69.0	76.9	46.1	44.3	47.0	65.0
St. Lucie	1,135	793	1,928	58.9%	61.3	62.4	71.1	39.8	37.8	40.7	58.4
Sumter	303	117	420	72.1%	66.7	67.9	76.1	44.7	42.9	45.7	63.9
Suwannee	121	87	208	58.2%	61.2	62.3	71.2	39.1	37.0	40.1	58.1

Florida Voluntary Prekindergarten Program Year 2016-2017 Percentage of Children who Completed VPK Ready for Kindergarten and Average Proficiency Scores by Star Early Learning Sub-Domain by County											
County	Count of Children Ready (VPK Completers)	Count of Children Not Ready	Total Count of Children	Percentage of Children Ready	Average Alphabetic Principle	Average Concept of Word Proficiency Score	Average Visual Discrimination Proficiency Score	Average Phonemic Awareness Proficiency Score	Average Phonics Proficiency Score	Average Vocabulary Proficiency Score	Average Early Numeracy Proficiency Score
Taylor	60	47	107	56.1%	59.8	61.0	69.8	38.0	36.0	39.0	56.9
Union	57	51	108	52.8%	57.7	58.8	68.0	35.9	33.8	36.9	54.7
Volusia	1,688	769	2,457	68.7%	65.0	66.2	74.6	43.1	41.2	44.1	62.2
Wakulla	76	52	128	59.4%	61.0	62.2	71.1	39.0	36.9	40.0	58.0
Walton	212	81	293	72.4%	65.7	67.0	75.3	43.9	42.0	44.8	62.9
Washington	79	31	110	71.8%	65.5	66.7	75.0	43.5	41.6	44.5	62.7
Statewide	76,369	44,210	120,579	63.3%	63.0	64.2	72.6	41.5	39.6	42.4	60.1

From the Final Child Matched File dated May 14, 2018.

Children reported are those that substantially completed the VPK program and had a Star Early Literacy Overall Status Score recorded.

Ready = Star Early Literacy Overall Status Score of 500 or greater.

Not Ready = Star Early Literacy Overall Status Score of less than 500.

Star Early Learning Sub-Domains:

Alphabetic Principle – Knowledge of letter names, alphabetic letter sequence and the sounds associated with letters.

Concept of Word – Understanding the difference between words and letters and that words are separated by a space within a sentence.

Visual Discrimination – Differentiating both upper- and lowercase letters, identifying words that are different and matching words that are the same.

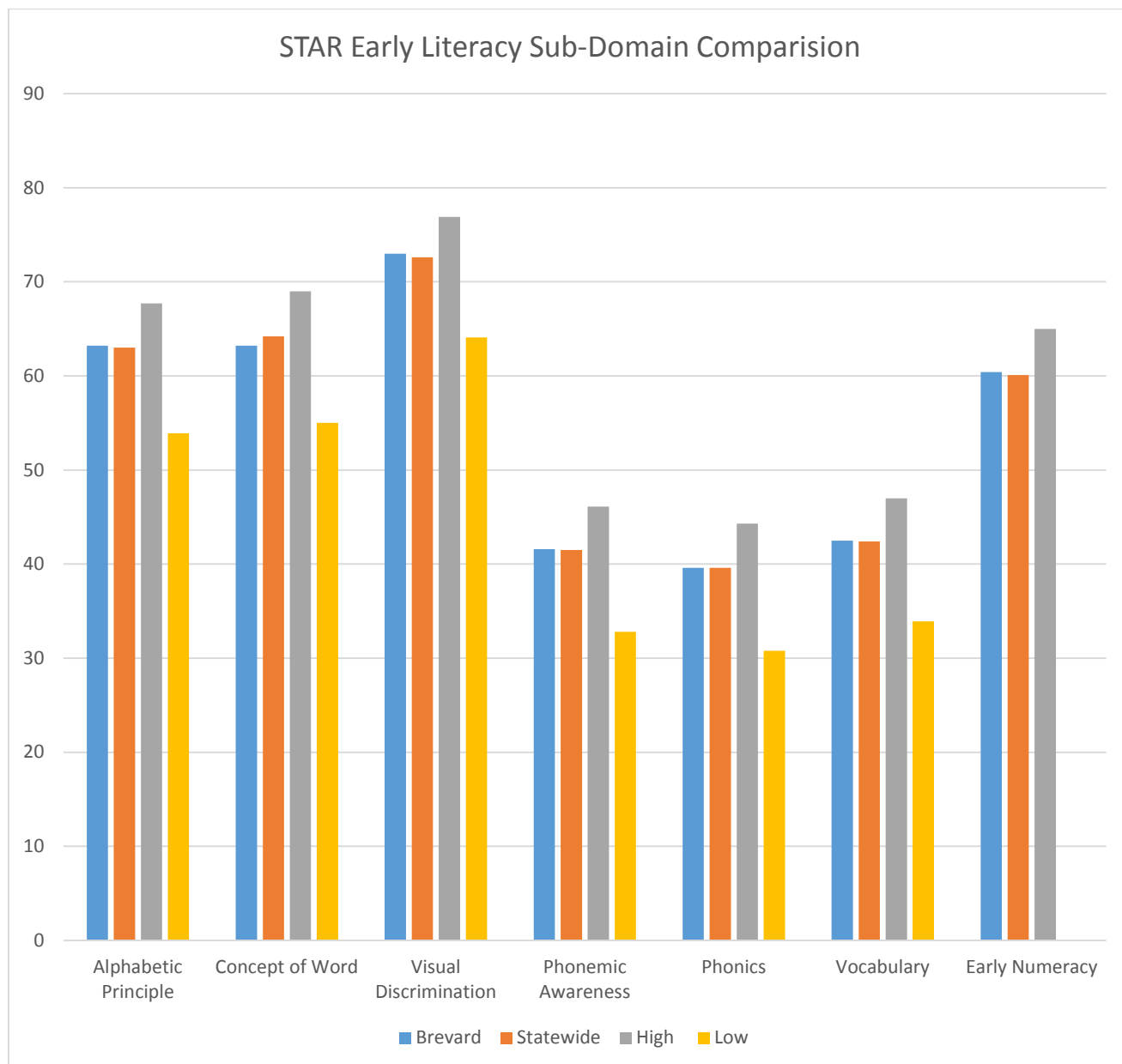
Phonemic Awareness – Understanding of rhyming words and the ability to hear, identify, and manipulate beginning, ending and middle sounds in spoken words (without print).

Phonics – Understanding the relationship between sounds and written symbols including vowels, consonants, blends, digraphs and identification of words and sounds in word families.

Vocabulary – Knowledge of words and their meanings.

Early Numeracy - ability to identify and name numbers; understand number-object correspondence; complete sequences; create and take apart groups of up to ten; and compare sizes, weights, and volumes.

STAR Early Literacy Average Proficiency Scores by Sub-Domain



PROUDLY SUPPORTED BY:

COMPARISION OF STAR EARLY LITERACY RESULTS TO FLORIDA STANDARDS ASESSMENT 3RD GRADE ENGLISH LANGUAGE ARTS

Florida Voluntary Prekindergarten Program Year 2016-2017					Scores on the Spring 2018 3rd Grade FSA	
Students Who Completed at Least 70% of the VPK Program with FLKRS score			All Public School FLKRS Test Takers		All Public School Third Grade Students	
County	Total Count of Children	Percentage of VPK Completers Ready	Number of Test Takers	Percentage "Ready for Kindergarten" (Scoring 500+ on Star Early Literacy Assessment)*	Number of Students	Percentage in Level 3 or Above
Statewide	120,579	63%	187,056	54%	221,791	57%
Alachua	1,409	66%	2,236	58%	2,376	56%
Baker	263	64%	389	64%	376	72%
Bay	881	62%	1,960	54%	2,280	57%
Bradford	152	62%	269	47%	253	47%
Brevard	3,689	64%	5,181	59%	5,274	63%
Broward	11,967	63%	17,692	54%	20,661	59%
Calhoun	50	58%	137	39%	161	62%
Charlotte	667	63%	1,029	55%	1,032	63%
Citrus	658	61%	957	52%	1,132	63%
Clay	1,352	63%	2,343	54%	2,624	68%
Collier	1,661	58%	2,695	49%	3,541	59%
Columbia	412	59%	765	50%	848	58%
Miami-Dade	16,310	61%	22,078	50%	27,283	61%
DeSoto	131	46%	312	32%	482	29%
Dixie	91	69%	189	62%	175	65%
Duval	6,900	64%	9,227	53%	11,164	50%
Escambia	1,644	58%	2,908	46%	3,351	52%
Flagler	574	62%	837	50%	941	62%
Franklin	50	58%	93	44%	119	44%
Gadsden	260	51%	364	43%	470	40%
Gilchrist	122	60%	199	55%	186	59%
Glades	35	63%	31	65%	164	55%
Gulf	58	64%	124	58%	147	46%
Hamilton	57	54%	126	43%	151	36%
Hardee	197	54%	375	47%	407	57%
Hendry	290	48%	476	36%	588	44%
Hernando	855	71%	1,496	65%	1,708	62%
Highlands	474	54%	862	45%	1,013	48%
Hillsborough	9,059	66%	15,558	56%	17,990	53%
Holmes	103	53%	238	49%	245	57%
Indian River	756	54%	1,164	50%	1,388	56%
Jackson	242	55%	493	49%	466	66%
Jefferson	24	46%	52	31%	75	36%

County	Total Count of Children	Percentage of VPK Completers Ready	Number of Test Takers	Percentage "Ready for Kindergarten" (Scoring 500+ on Star Early Literacy Assessment)*	Number of Students	Percentage in Level 3 or Above
Lafayette	45	56%	82	54%	103	64%
Lake	1,727	64%	3,059	55%	3,336	61%
Lee	3,891	52%	6,429	43%	7,283	55%
Leon	1,475	68%	2,466	53%	2,683	61%
Levy	209	65%	433	53%	437	48%
Liberty	48	52%	82	44%	95	68%
Madison	98	63%	215	47%	216	55%
Manatee	2,108	59%	3,365	48%	4,079	49%
Marion	1,727	65%	2,824	52%	3,527	46%
Martin	827	64%	1,105	54%	1,379	57%
Monroe	346	62%	614	54%	618	62%
Nassau	491	65%	857	59%	861	76%
Okaloosa	1,424	68%	2,278	58%	2,524	66%
Okeechobee	257	46%	439	33%	505	53%
Orange	8,736	68%	13,373	59%	16,719	55%
Osceola	2,303	60%	3,788	49%	4,963	51%
Palm Beach	8,547	63%	12,089	55%	15,315	56%
Pasco	3,215	66%	4,882	57%	5,938	57%
Pinellas	4,756	67%	6,754	57%	7,557	53%
Polk	3,488	57%	7,127	44%	8,352	51%
Putnam	388	64%	785	51%	908	40%
St. Johns	1,734	75%	2,584	73%	2,910	78%
St. Lucie	1,928	59%	2,525	49%	3,275	46%
Santa Rosa	849	66%	1,860	60%	2,087	66%
Sarasota	1,588	65%	2,828	61%	3,305	68%
Seminole	3,150	71%	4,286	64%	5,107	65%
Sumter	420	72%	606	66%	663	67%
Suwannee	208	58%	430	48%	475	55%
Taylor	107	56%	206	48%	249	55%
Union	108	53%	198	44%	163	70%
Volusia	2,457	69%	3,720	62%	4,856	56%
Wakulla	128	59%	375	51%	368	66%
Walton	293	72%	692	59%	745	66%
Washington	110	72%	209	57%	238	66%

Children reported are those that substantially completed the VPK program and had a Star Early Literacy Overall Status Score recorded.

Ready = Star Early Literacy Overall Status Score of 500 or greater.

Not Ready = Star Early Literacy Overall Status Score of less than 500.

All Public School FLKRS Test Takers- Special districts not shown but included in state totals