

In The Loop

April 2023

Issue No. 28

The ELC Brevard Coalition publication and go-to resource
for Teachers and Early Learning Partners

*It's Open Enrollment
Don't forget to
continually update
your slot vacancy
information!*

“ Get **EGG-CITED**
for EASTER
Happy Easter to our
Early Years Community. ”

- Provider Services
- ELC News & Update
- Program Assessment
- Professional Development
- Early Intervention
- Monitoring & Compliance
- CLASS Group Coaching
- Crafty Corner
- Pre K Activities
- Teacher Resources
- ELC Brevard Updates



Presented by
Chinaka Grizzle
Professional
Development Specialist
ELCB

Contents

Foreword - Laura Gambino Chief Executive Officer -
Celebration of Hands - page 3

News, reminders & updates - Harriet Paredes - Director of Provider
Services

News, updates and reminders - page 4 -5

Program Assessment & Professional Development

Priscilla Ramos - Administrator

Page 6

Monitoring & Compliance

Margaret Leddin - Administrator

Page 7

Early Intervention

Beth Arthur - Administrator

Page 8

How to Communicate with Non-Verbal Children During Meal Time

Lisa Diggs - Professional Development Specialist

Page 9-10

Mission Moments

Photographs that capture ELC Brevard's Mission

Page 11

Crafty Corner - Page 12

Community Resources - Page 13

Calendar Dates - Page 14

Staff Contacts - page 15

PROUDLY SUPPORTED BY:





Laura Gambino

**MPA, CECD
Chief Executive Officer**

Happy Easter and welcome to our April 2023 edition of *In The Loop*!

On behalf of ELC Brevard, I was able to attend the *Celebration of the Hands* March 26-31, 2023 in our State's Capitol.

Each year, Children's Week Florida partners and volunteers come together to hang a larger than life visual inside the Capitol Rotunda. This incredible piece of art serves as a daily reminder to legislators, advocates and visitors that the future of our children rests in their hands. This stunning display is comprised of custom hand artwork crafted by young children across the state.

Special thanks to our Board members and Partners for your ongoing support and encouragement.




**Laura Gambino & Wilton Simpson
Commissioner of Agriculture**



Laura Gambino & delegates from Manatee County ELC



Celebration of Hands



Heart full of Hands



Press Conference with Commissioner Manny Diaz



Laura Gambino, Molly Grant (AELC) & Madeleine Thakur (Childrens Movement)



Provider Services News, Reminders & Updates



- **CLASS® Bonus PreK**
- **CLASS® Bonus Infant/Toddler**
- **Up-skill Director (Directors ONLY)**
- **Child Success Grants**

Educators interested in applying for Bonuses listed above, must do the following steps to sign up:

Steps to Sign Up for Product Key(s) & Accessing the MyTeachstone Learning Resources Module:

CLICK on Link:

https://elcbrevard.webauthor.com/go/frx_class_product_key_sign_up/default.cfm

- Complete CLASS Bonus Sign Up.
- Each Educator interested in completing new CLASS bonuses, must complete – CLASS Bonus Sign Up.
- Receive email with personalized product key(s) from ELC staff.
- Coalition will add your name and email to the MyTeachstone Platform so you can have access to the MyTeachstone Learn Abouts videos to complete your coursework.
- Look out for a Welcome Email from contact@teachstone.com.
- Activate your MyTeachstone account and set up a password.
- Complete required coursework for the bonus you are applying for.
- Apply for Bonus -complete funding request in Webauthor; upload certificates and financial documents into WebAuthor

Steps to Sign Up for Virtually Facilitated Courses:

- Courses must be signed up for in advance, do not wait until the day before the training. There is a two-week timeframe for ELCB to coordinate with Teachstone and get you registered, and to allow for shipment of training products to be received.
- Check available courses on ARPA **Calendar (ELCB website)**.
www.elcbrevard.org/p/286/arpa-calendar/
- Register- for training as outlined for each Bonus you are applying for. Refer to World Class & CRRSA Incentive Summary for Bonus training requirements.
- If training request is submitted within timeframe, you will receive an email from Teachstone with – Log in information and Zoom link for training date
- Specific trainings have physical training materials. These materials will be shipped to ELCB, and ELCB staff will make arrangement to issue to registered participant. These items are also available digitally, in the event participant does not receive before registered training.

Child Success Grants:

- Current VPK and/or SR contract
 - CLASS Score below a 5
 - No CLASS Score
 - Director must participate along with staff.
- If you don't know your CLASS score:
Send request for score to:
GOTARPA@elcbrevard.org

Provider Services - news, reminders & updates cont...

Steps to Sign Up for Child Success Grant:

Segment 1- online, and virtually facilitated trainings that must be completed by all participants.

Segment 2- online, and in person trainings- No Seats available.

1. Each individual participating in any bonuses must be added to ARPA WebAuthor and each must have a W-9, copy of driver's license, or state identification, copy of voided check, and completed direct deposit agreement.

2. Each individual participating must complete – Teachstone- CLASS Product Key (Online) & Virtually Facilitated Training Form(attached) and email to: **GOTARPA@elcbrevard.org**. (Best to send all participants forms in one email)

3. ELCB upon receipt of forms, will process, and then set up participants in Teachstone, and will provide center Director with product keys for online trainings to issue to their staff to start training.

4. For the virtually facilitated trainings, Director will need to register each participant for the required trainings on the **ELCB Calendars on the ELCB website**.

5. Upon completion of all trainings, a funding request will then be submitted, along with each participant's proof of training completion (certificates).

6. ELCB upon receipt of funding request in ARPA WebAuthor will review funding request, and if all in compliance, will then process for payment of bonuses.

To apply for this bonus- the Director must participate in the training along with staff, so the entire program benefits from the same preparation, work with a coach, and support of weekly goals.

All Child Success Grants are available for providers completing the requirements from July 1, 2022, to June 30, 2023. **All trainings must be completed by June 30, 2023.**

Teacher of the Month

We want to recognize the amazing Teachers
in your centers who have gone above and beyond.

Email your nominations with a photo and biography to
ldiggs@elcbrevard.org
before the 20th of each month.

Tell us how and why your Teacher is a SHINING STAR!
who has earned his or her place in the

TEACHER OF THE MONTH
HALL OF FAME



Program Assessment & Professional Development Team:-

Priscilla Ramos - Provider Services Administrator
pramos@elcbrevard.org
 321 423-7439

Lisa Diggs
 Professional Development
 Specialist
ldiggs@elcbrevard.org
 321 210-6188

Chinaka Grizzle
 Professional Development
 Specialist
cgrizzle@elcbrevard.org
 321 210-6629

Hayden Epstein
 VPK Behavioral Coach
hepstein@elcbrevard.org

Lauren Detweiler -
 Provider Services Coordinator
ldetweiler@elcbrevard.org
 321 358-4002

Program Assessment & Professional Development

Greeting Providers & Teachers,

We hope you all healthy, happy and well.

April has finally arrived, and with it comes several religious holidays or observances; For those celebrating "Happy Easter", "Ramadan Greetings", "Peaceful Palm Sunday" or "Pleasant Passover"... essentially, we hope you all have a great month.

As a friendly reminder CLASS Assessments are happening for both VPK and School readiness, if you have not attended Tuesday's certified coaching hour or our certified coaching courses, please reach out to our professional development team. Our certified coaches can assist with preparing you for your upcoming CLASS assessments. Be ready and prepared.

Our monthly Director's Chats have been amazing. Come join us the last Thursday of each month, check our ELC Brevard calendar for details and links. You will hear directly from our Community Partners, ELC staff, DEL facilitators, and accreditation agencies.

When registering for our trainings, if you later realize that you cannot attend, please contact us so we can permit other participants to join our training, this also applies to our face-to-face training please notify us if you are unable to attend

QPS monthly rosters are due the last day of each month, with the exception if you are currently on a Quality Improvement Plan you will not be able to complete the roster until your plan has been completed. Teacher emails please update your teacher emails on QPS it helps us to have their emails for training information and our newsletter distribution.

If you would like free vision screenings for your children, please reach out to Kid Sight's Mr. Stephen Tarr of the Satellite Beach Lions Club at 610-742-7878.

As always feel free to contact us if you have any questions.

**Best wishes to you all,
 Professional Development team**

Reminder 1pm - 2pm

**Monthly Directors Chat
 Last Thursday of each month**

**ZOOM
 Link**



April 2023						
SU	MO	TU	WE	TH	FR	SA
						1
2	3	4	5	6	7	8
9	10	11	12	13	14	15
16	17	18	19	20	21	22
23	24	25	26	27	28	29
30	1	2	3	4	5	6

[https://us02web.zoom.us/j/89393982922?](https://us02web.zoom.us/j/89393982922?pwd=MGVsVmRTQ2pjT25QNWw3Y2lyRFINQT09)
 pwd=MGVsVmRTQ2pjT25QNWw3Y2lyRFINQT09

Monitoring & Compliance

Florida's Assessment of Student Thinking (FAST) using Star Early Literacy Training

During last summer DEL offered FAST using Star Early Literacy Training through ZOOM. If VPK staff took this training and it is not on the DCF staff transcript, DEL was unable to match the information to what is in the DCF registry. Per DEL, in order for the training to be on the transcript the following information was to be submitted during the registration process (as it is displayed in your DCF account) for the summer ZOOM trainings:

- First name
- Last name
- Email address
- DCF Student ID (this goes in the Employee Number field)

Unfortunately if the course is not on the transcript, what DEL has said is the course (Coordinated Screening & Progress Monitoring Training for VPK Programs implementing Florida's Assessment of Student Thinking using Star Early Literacy) would need to be retaken through Renaissance-U. Instructions for completing the course can be found in this document from DEL, Renaissance-U Enrollment Guidance

(https://www.floridaearlylearning.com/Content/Uploads/floridaearlylearning.com/files/FAST- Star Early Literacy_Renaissance-U Enrollment Guidance 12.14.22_ADA.pdf). Once the course is completed through Renaissance-U you should receive a certificate of completion.

Information on Florida's Assessment of Student Thinking (FAST) using Star Early Literacy can be found on DEL's website:

<https://www.floridaearlylearning.com/vpk/fast>.



**Provider Services
Administrator**

**If you need assistance
with Monitoring or
Compliance, or have
queries please contact
our Administrator or
one of our Specialist.**

Margaret Leddin,
Provider Services
Administrator
mleddin@elcbrevard.org
321 604-1583

Ridhi Uppal,
Compliance Specialist
ruppal@elcbrevard.org
321 604-1586

Christina Clicquot,
Compliance Specialist
cclicquot@elcbrevard.org
321 626-3179

Yesenia Boris,
Compliance Specialist
yboris@elcbrevard.org
321 446-4771



Early Intervention Administrator

This month we focus on Problem Solving Skills. Solving problems are hard for young children, even teenagers, as their prefrontal cortex isn't fully developed yet. Using multisensory teaching tools to support brain development, practicing tasks that teach executive functioning skills and using developmentally appropriate tools to help children calm down, will help even the most frustrating moments become a bit less stressful for children and adults.

As we learn to be more patient with children, understanding that the part of their brain needed to solve problems is just beginning to develop, repeating the same directions over and over again may not be so frustrating. Our children are doing the best they can. It's up to us to provide them with experiences to help their brains grow and develop.

Problem Solving Skills and Executive Functioning doesn't need to involve boring projects, long checklists, or tedious tasks that make the kids run. These activities can help to improve the skills that translate to better planning, prioritization, and staying on task during day-to-day and increase friendship skills.

Early Intervention Services



☐ In and Out

A good pastime is putting objects in and out of containers. Give your baby plastic containers with large beads or blocks. Your baby may enjoy putting socks in and out of the sock drawer or small cartons (Jell-O, tuna or soup cans) on and off of shelves.

Developmental Areas: Problem Solving

Materials Needed: Containers, jars, or cans; Beads or blocks



☐ Big and Little

Collect little and big things (balls, blocks, plates). Show and describe (big/little) the objects. Ask your child to give you a big ball, then all of the big balls. Do the same for little. Another big/little game is making yourself big by stretching your arms up high and making yourself little by squatting down.

Developmental Areas: Problem Solving, Communication

Materials Needed: Household objects of different size



☐ Similar and Different

Put out several objects that are familiar to your child (brush, coat, banana, spoon, book). Ask your child to show you which one you can eat or which one you wear outside. Help your child put the objects in groups that go together, such as "things that we eat" and "things that we wear."

Developmental Areas: Problem Solving

Materials Needed: Objects of different uses (clothing, food, electronics, etc.)



☐ What Doesn't Belong

When you are setting the table for a meal, play the "what doesn't belong" game. Add a small toy or other object next to the plate and eating utensils. Ask your child if they can tell you what doesn't belong here. You can try this game any time of the day. For example, while brushing your child's hair, set out a brush, comb, and a ball.

Developmental Areas: Problem Solving

Materials Needed: Toy, ball, or other object

How to Communicate with Non-Verbal Children During Meal Time

March 6 2023 by Monica Pujol-Nassif



Children who are nonverbal are always communicating with us. In fact, according to Dr. Mehrabian, "93% of our communication is nonverbal in nature."

Yet just because children who are nonverbal might not be speaking to us, educators can still have a reciprocal interaction. Try focusing on their facial expressions, following their gaze, and looking at what they pointing to. Interpret their input and check for confirmation. Facilitate technological devices and apps that speak for them, and make available visuals they can use to show us what they want, think, need, fear, or are interested in. Lunchtime might post a more challenging time to incorporate these ideas. Here are some additional ways to support nonverbal communication during mealtimes.

1. ENGAGE IN BACK-AND-FORTH EXCHANGES

Engage in back-and-forth exchanges, even when these exchanges are nonverbal on the part of the child. As you speak with children, they are always listening and observing your nonverbal communication and responding in their own way. Their communication may come across as smiles, excited clapping, eye contact, and pauses as they wait for your response.

2. SCAFFOLD ANSWERS BY OFFERING CHOICES

Scaffold the answers by offering two choices. For example, "Would you like apples or pears? Follow up when they choose, "Oh, you want a pear!

I wonder why you chose a pear today. Is it sweeter? Is it because you want a yellow fruit today?" Pause and look attentively as the child responds non-verbally. Add your own likes: "I like apples better than pears. Do you want to know why?" Pause, look at the response, and follow up should the child is interested: "Well, pears feel grainy in my mouth. Do you know what grainy means? They feel like sand in my mouth, and I do not like that feeling."

Maybe the child's expression changed when you said "sand." Use this response: "You like sand? Do we eat sand? Why not? What can we do in the sand? "The conversations are likely to extend to several children at the table, engage, these conversations will be endless as you persist.

3. ENCOURAGE CHILDREN TO RESPOND IN OTHER WAYS

You can incorporate movement in children's responses even while sitting at the table.

Consider asking them to raise their hand to questions you can ask throughout mealtime. Some questions to consider could include:

- Do you like your food today?
- Have you visited a farm before?
- Did anyone help pick out your food at the grocery store?

Engage in reciprocal interactions by mentioning things they might have seen so that they can respond based on their own experiences.

4. USE PICTURES

Consider sharing pictures with children so they can choose the conversation topic at the table. Topics could include their family, their pets, how foods grow, etc. What other

Professional Development Cont...

How to Communicate with Non-Verbal Children During Meal Time... cont

pictures might you want to add to help them communicate their needs during mealtime? Things like more food, I'm full, I need help can be useful cards to make meals easier.

5. BE AN AUTHENTIC INTERPRETER

Always double-check that what you think they're communicating is what they mean. For example, if a child points to their water, check that they're asking for more. They could mean they're looking for a different drink or they might not like the cup you've offered them. It's always a good idea to watch their reactions as you ask for confirmation.

6. BE SILLY

Be silly while providing information. Children don't need to be verbal to enjoy silly moments with their educators. Here's a silly example:

"What do you think we are going to eat for lunch?" Pause to gauge interest. "Are we having grass?"

Laugh and smile.

"No? Why don't we eat grass? Who eats grass? Why can they eat grass, and we cannot?"

7. INCLUDE MORE THAN ONE CHILD

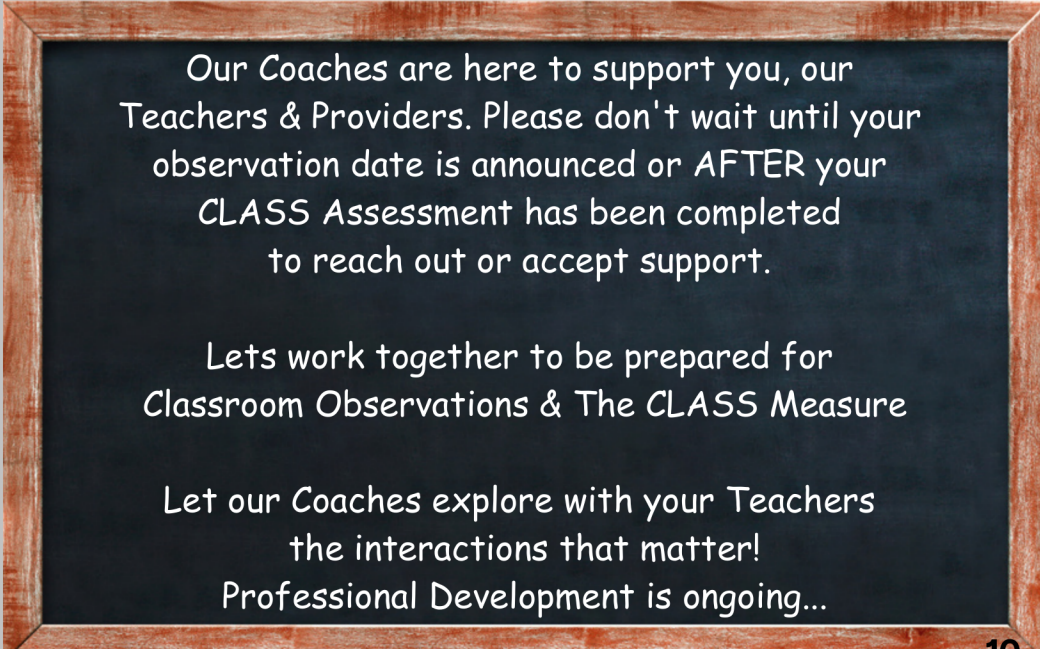
Remember to include other children in their conversations. For example, say, "Show your friend what food on your plate you like the most." When the child points at the food, call out the food and prompt the child to repeat, "Can you say carrot so that your friend hears you?"

With these tips, you'll be on your way to making meals more memorable for every child in your program.

Program

Assessment

Reminder...



Our Coaches are here to support you, our Teachers & Providers. Please don't wait until your observation date is announced or AFTER your CLASS Assessment has been completed to reach out or accept support.

Lets work together to be prepared for Classroom Observations & The CLASS Measure

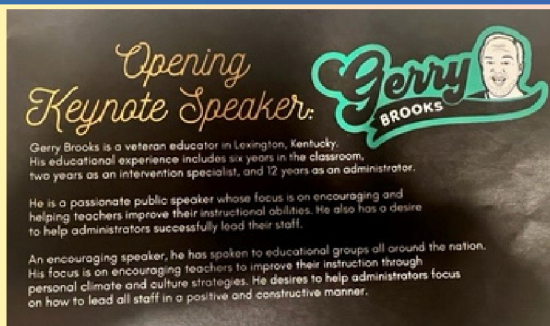
Let our Coaches explore with your Teachers the interactions that matter!
Professional Development is ongoing...



Mission Moments




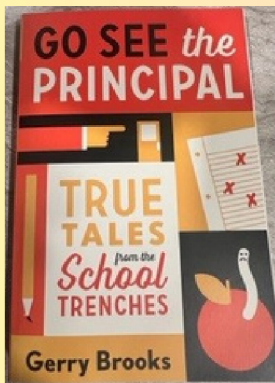
ELC Brevard sent a group of Staff delegates, representing all Departments, **Provider Services, CCR&R, Family Services, Finances & Leadership** to the recent Association of Early Learning Coalitions (AELC) Annual Training Camp. Our Delegates worked with colleagues from ELC's across the State, sharing expertise and our joint vision which in turn we will share with our Early Years Providers and Teachers.



The Keynote Speaker Gerry Brooks was insightful knowledgeable and entertaining... we highly recommend his book "Go See The Principal"



ELC Brevard



Becky Hayslip, Amaris Rosario, Laura Gambino

Workshops & Breakout sessions were facilitated by a plethora of exceptional & knowledgeable Practitioners & Partners.



Carlos, Jodie, Michelle, Paige

The list of topics explored was vast, and included :

CLASS, STEM, Early Literacy Micro Credentials, Staff Recruitment & Retention, Professional Development, Family Engagement, Leadership & Quality, Language Development & Technology & Supports, SR Eligibility, Community Relations, Partnership and Outreach, Effective Communication and Child Welfare



Crafty Corner



Spring Chicks - hand and footprints - simple eggshaped body



Paper Straw Tulips
straws, pleat flower and thread, add long leaves to stem



Peek-a-Boo Chicks
Clothes pegs, Colorful or textured cardstock - Let your kids express their creativity by drawing faces



Bunny-Cups
Perfect for those take home Easter Treats



Peg Printing
Bubble snap!

Cotton balls, pegs
Paint & egg shapes



Easter Wreaths
Colourful scrap cardstock giftwrap or paper, ribbon for bows and threading



Striped Eggs

A simple sticking project in the Toddler room

It's eggstastic!



Corkscrew printing
Easter Chicks

Fork Painting
A very spikey chick



Community Resources



You have an exciting teaching resource in your hands right now!

The Adventure Center is a place where children and adults come to get materials and inspiration for creative, hands-on play and learning in Science, Mathematics, the Arts, and Literacy Skills.

It is a fantastic network of Brevard businesses and industries that donate high quality, unwanted by-products, over-runs, rejects, and obsolete products for use in our schools, child care and Head Start Centers, after school programs, summer camps, neighborhood youth and other community organizations.

Thank you, local business and industry partners who make the Adventure Center possible and help to develop the creativity and imagination of children and adults!

What we do:

~ Offer materials and Discovery Workshops for children at our Adventure Center or their schools, using a wide variety of open-ended materials. See a video of a Children's Workshop at our Center: <http://youtu.be/HZk2UGVt9zo>

~ Conduct professional development training for teachers and all staff.

~ Research the importance of play in education and human development, and develop curriculum and activities focused on Self Active play.


~ Promote an ethic of reuse and environmental stewardship.

"Play is the highest form of research" Albert Einstein

The Reusable Resources Adventure Center is a unique and valuable professional support service for teachers, parents, artists and children. It provides a variety of instructional materials and inspiring workshops to stimulate teachers and parents to develop new and exciting "hands-on" approaches to learning in the classroom and home.

"It gives me joy to know that I am helping to develop creative minds. At Rockwell, I sort items and put them in boxes after we take the parts out. I think RRAC is a wonderful program and Rockwell likes to help."

Rena Williams, Materials Leader, Collins Aerospace, Melbourne, FL



We are open to all!

We are open on the 1st, 2nd and 3rd Wednesday of the month from 2:00 to 4:00, and the 4th Saturday from 9:00 to 11:00. Appointments are available outside of these times.

Become a Member!

Everyone is welcome to be a member and support our program for \$45 a year, or come fill a bag with materials for \$10.



Donate Materials!

Donate materials during our open hours or by appointment.

We can reuse these things!

Paper stock, mat board, picture frames, fabric, yarn, wire, thread cones and spindles, buttons and other craft supplies, metal rings and tubes, plastic caps, containers, wheels and gears, wood dowels, cut-offs, boxes, rolls of ribbon, raffia, contact paper, cardboard tubes, foam punch-outs,

And More!



Location & Contact:

West Melbourne School for Science
2255 Meadowlane Ave
W. Melbourne, FL 32904
www.ISAEplay.org
www.ReuseResources.org
321-984-1018

Visit us on Facebook:

Reusable Resources Adventure Center
Institute for Self Active Education
Dr. Drew's Blocks



A program of
The Institute for Self Active
Education, a 501(c)3 nonprofit
sponsored by
The Kiwanis Club of
Melbourne, FL

In collaboration with
Brevard County Public Schools
Florida Association for the
Education of Young Children
Dr. Drew's Toys, Inc.
And many local businesses



Developing the creativity,
imagination and
environmental awareness
of children and adults



A Community Partnership

benefitting local schools,
businesses and government

April Calendar Dates

April 7th, 2023: Good Friday

Celebrated in the Christian faith, observing the death and resurrection of Jesus Christ.

April 9th, 2023 - Easter Sunday

The season of Lent leading up to Easter Sunday is a time of fasting, sacrifice, and prayer. It is the Christian way of replicating in a small way what Christ sacrificed for us.

April 10th, 2023 - National Siblings Day

is a day to appreciate and cherish your brothers and sisters, including stepsiblings and adopted siblings. Siblings are truly a special blessing often taken for granted. They are often our best friends and supporters throughout life.

April 14th, 2023 - Look Up at the Sky Day?

SERIOUSLY... take a minute and look up! Ya never know what might be going on. An asteroid or meteor may be on its way. A solar eclipse or a flock of geese or birds may be overhead... airplanes, helicopters, and perhaps a few weather balloons... ask the kids what they see!



April 20th, 2023 - National High Five Day

The "High Five" is a celebratory slapping of hands. It's fun and easy to celebrate this special day. Give a High Five to everyone you see. This includes friends, family, passersby, and total strangers. The more you give, the better for everyone involved.

April 21th, 2023 - Kindergarten Day

Celebrate today with a trip down memory lane. Pull out the old pictures of you and/or your child's first day at Kindergarten.

April 27th, 2023 - Take your Daughter to Work Day (maybe take your sons too)

The intention was to give girls additional direct attention and an insight into work world opportunities available to them. It was to serve the multiple purposes of increased self-esteem for young girls, as well as give them some ideas of the wealth of careers in the world. Thirdly, it allowed them more one-on-one time with their mom or dad.



Treasure Coast Eggstreme Easter Egg Drop

When: Saturday, April 8, 2023, 8:00 am - 3:00 pm

Location: Pathway Church 1105 58th Ave Vero Beach Florida

Cost: FREE

CANDY EASTER EGG DROP | LIVE MUSIC | HELICOPTER | KIDS GAMES | BOUNCE HOUSES | FOOD TRUCKS and MORE!

50,000 Easter Eggs Dropped from a Helicopter!

Website: treasurecoasteggdrops.com

Contact Name: Amber Hannahs

Contact Phone: 772-562-2256

Contact Email: hello@pathwayvb.com

Category: Family Fun, Holiday Events, Free



Early Learning Coalition of Brevard Staff Contacts

Melbourne Fax (321) 752-3294 Rockledge Fax (321) 637-1897
Reception/ Main telephone: (321) 637-1800



Name	Work Cell	Email Address	Title	Assistance with
Laura Gambino	321 423-4268 x 8567	lgambino@elcbrevard.org	Chief Executive Officer	
Harriet Paredes	321 210-6595 x 2515	hparedes@elcbrevard.org	Director of Provider Services	
Amaris Rosario	321 408-8110 x 8542	arosario@elcbrevard.org	Director of Finance	
Jodi Ammons	321 626-7313 x 8541	jammons@elcbrevard.org	Director of Quality Assurance	
Eneida Colon	321 626-4485 x 8572	ecolon@elcbrevard.org	Director of Community Outreach	
Michelle Dockery	321 626-2878 x 8550	mdockery@elcbrevard.org	Director of Family Services	
Jeannie Williams	321-474-4115 x 8568	jwilliams@elcbrevard.org	Director of Executive Administration	
Priscilla Ramos	321 423-7439 x 8551	pramos@elcbrevard.org	Provider Services Administrator	Professional Development / Program Assessment
Chinaka Grizzle	321 210-6629 x 2525	cgrizzle@elcbrevard.org	Professional Development Specialist	Professional Development / Program Assessment
Lisa Diggs	321 210-6188 x 2526	ldiggs@elcbrevard.org	Professional Development Specialist	Professional Development / Program Assessment
Hayden Epstein	x 7272	hepstein@elcbrevard.org	VPK Behavioral Coach	
Lauren Detweiler	321 358-4002 x 8559	ldetweiler@elcbrevard.org	Provider Services Coordinator	Program Assessments / Contract assistance BPS
Dallas Michaud	321 626-4935 x 8562	dmichaud@elcbrevard.org	Provider Relations Coordinator	Contract - Providers A-K
Shivani Veerasami	321-408-7445 x 8574	sveerasami@elcbrevard.org	Provider Relations Coordinator	Contracts - Providers L-Z
Margaret Leddin	321 604-1583 x 2523	mleddin@elcbrevard.org	Provider Services Administrator	Monitoring & Compliance
Ridhi Uppal	321 604-1586 x 8571	ruppal@elcbrevard.org	Compliance Specialist	Monitoring & Compliance
Christina Clicquot	321 626-3179 x 2510	cclicquot@elcbrevard.org	Compliance Specialist	Monitoring & Compliance
Yesenia Boris	321 446-4771 x 2516	yboris@elcbrevard.org	Compliance Specialist	Monitoring & Compliance
Beth Arthur	321 482-3445 x 8564	barthur@elcbrevard.org	Early Intervention Administrator	Early Intervention / screening
Tammy Giest	321 626-8096 x 2514	tgiest@elcbrevard.org	Early Intervention Specialist	Early Intervention / screening
Lakia King	321 626-7424 x 2534	lking@elcbrevard.org	Early Intervention Specialist	Early Intervention / screening
Kim Kohler	321 626-8354 x 2529	kkohler@elcbrevard.org	Early Intervention Specialist	Early Intervention / screening
Kathleen Strooband	321-626-3992 x 2531	kstrooband@elcbrevard.org	Lead Family Services Specialist - Melbourne	
Paige Hoskins	321-626-6825 x 2519	phoskins@elcbrevard.org	Family Services Administrator	
Kathy filgueiras	321 626-4996 x 8543	kfilgueiras@elcbrevard.org	Lead Family Family Services Specialist - Rockledge	
Beverley Brown	321 456-8545 321 626-0376 ext. 8545	bbrown@elcbrevard.org	Reimbursement Specialist	A-K Providers
Melissa Streb	321 626-0285 ext. 8548	mstreb@elcbrevard.org	Reimbursement Specialist	L-Z Providers
Sonia Montalvo	321 626-7195 ext. 2530	smontalvo@elcbrevard.org	CCR&R Administrator	

Please check our ELC Brevard website for information, updates and trainings:-

<https://www.elcbrevard.org/p/90/calendar>

You can also find and follow Early Learning Coalition of Brevard on

<https://www.facebook.com/ELCBC>

Twitter : <https://twitter.com/elcbrevard>

Instagram: <https://www.instagram.com/elcbrevard/>

