

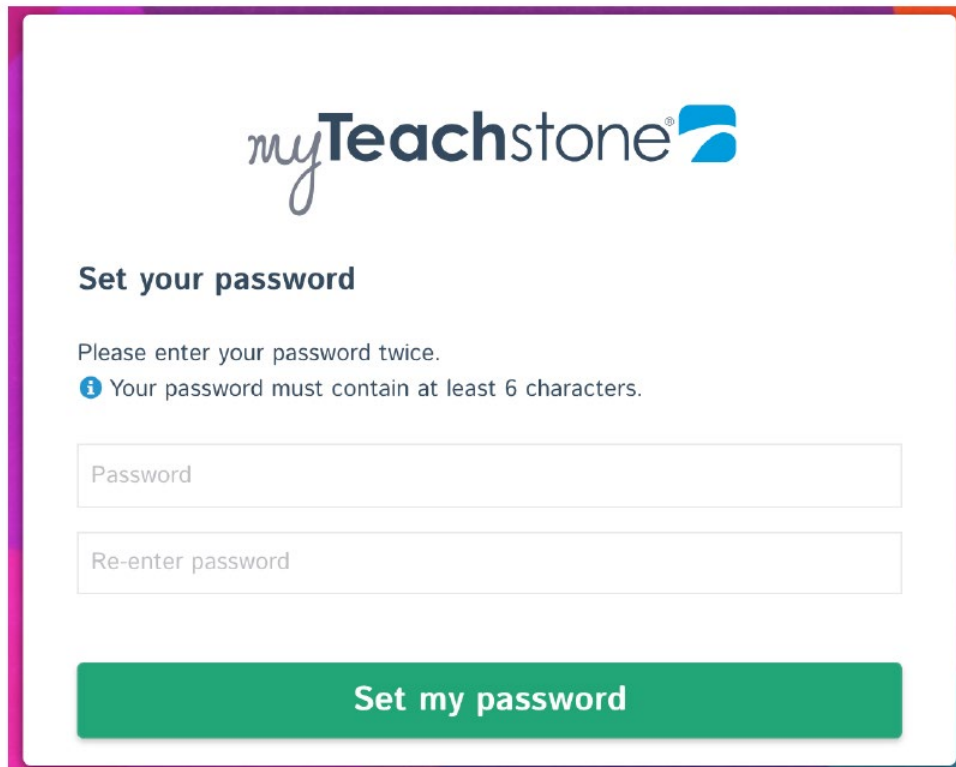
MyTeachstone Educator User Guide for Infant & Toddler Courses

Accessing the MyTeachstone Learning Resources Module

Welcome to the MyTeachstone Learning Resources Module! Below you will find instructions for accessing the platform. Once inside, you'll be able to engage with many and varied online resources to help you on your Classroom Assessment Scoring System® (CLASS®) professional development journey.

The first time you log in:

- Check your inbox for an automated welcome email from Teachstone. Look for one of these email subject lines based on your previous work with Teachstone:
 - **Welcome to Teachstone:** You'll receive this if you don't already have a Teachstone account.
 - **New product activation:** You'll receive this if you already have a Teachstone account because you previously engaged in another Teachstone product or service such as MMCI, Online Introduction to CLASS, Video Library, etc.
- Click **Go To My Account** within the body of the email.
- You'll be taken to the Teachstone website. Log in.
 - If you don't already have a Teachstone account, your screen will look like the one below. Enter a password, re-enter it, and click **Set my password**. Update your profile on the next page and click **Save Changes**.



The screenshot shows the MyTeachstone logo at the top, followed by the heading "Set your password". Below the heading is the instruction "Please enter your password twice." and a blue information icon with the text "Your password must contain at least 6 characters." There are two input fields: "Password" and "Re-enter password". At the bottom is a green button labeled "Set my password".

- If you already have a Teachstone account, your screen will look like the one below. Enter the email address *that received the welcome email* and your password and click **Login**. *Note: If you don't remember your password, click **Forgot your password?** to reset it.*

myTeachstone

Do you have an activation key? [Activate a product key](#)

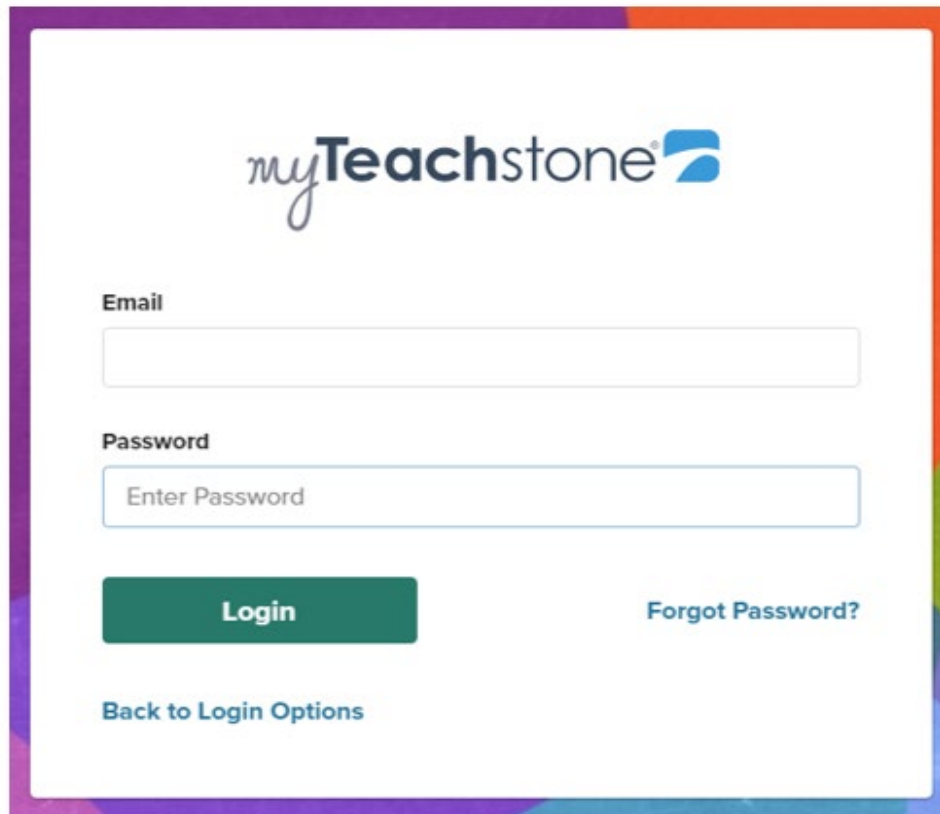
Login

Email or Phone

Enter Email or Phone

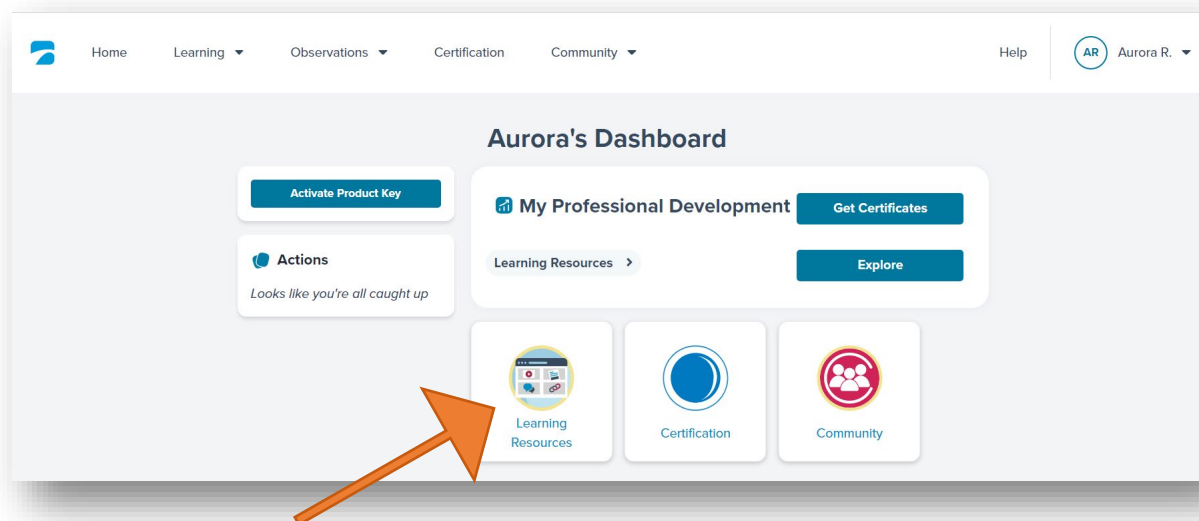
Continue

Haven't created a password yet?
Set your account password using your email address.



Congratulations, you've logged into myTeachstone!

- From your dashboard, which should look similar to the one below, click on the **Learning Resources Module tile**.



- Built-in pop-up alerts will help you navigate through the platform.

For the CLASS Bonus Infant/Toddler – must submit certificates upon completion of 21 hours of CLASS Training

2 Online Courses – need unique product keys

1. A CLASS® Primer for Teachers – 3 hours (online course)
2. Interactions at the Heart of Healing: Trauma - 6 hours (online course)

MyTeachstone Learn About CLASS® Video Series (all 12 courses must be taken – online)

1. Infant Learn about Relational Climate
2. Infant Learn about Teacher Sensitivity
3. Infant Learn about Exploration
4. Infant Learn about Early Language Support
5. Toddler Learn about Positive Climate
6. Toddler Learn about Negative Climate
7. Toddler Learn about Teacher Sensitivity
8. Toddler Learn about Regard for Child Perspectives
9. Toddler Learn about Behavior Guidance
10. Toddler Learn About Facilitation of Language & Development
11. Toddler Learn About Quality of Feedback
12. Toddler Learn About Language Modeling

Live Trainings

1. Virtual Live Training - Thinking & Thriving – 4 hours
2. In Person Training - Intro to the CLASS® Tool – 5 hours

The 12 Infant/Toddler Learn About courses below can be found in the Resource library.

MyTeachstone Learn About CLASS® Video Series (All courses must be taken)*

1. Infant Learn about Relational Climate
2. Infant Learn about Teacher Sensitivity
3. Infant Learn about Exploration
4. Infant Learn about Early Language Support
5. Toddler Learn about Positive Climate
6. Toddler Learn about Negative Climate
7. Toddler Learn about Teacher Sensitivity
8. Toddler Learn about Regard for Child Perspectives
9. Toddler Learn about Behavior Guidance
10. Toddler Learn About Facilitation of Language & Development
11. Toddler Learn About Quality of Feedback
12. Toddler Learn About Language Modeling

***Above courses are online & self-paced**

Once you click on the Learning resources Tile, you will see all of the Teachstone resources available.

To take the 4 Infant Learn About courses:

- Under **Type**, select **Course**
- Under **Language**, select **English** or **Spanish**
- Under **Age Level**, select **Infant**
- Click on the first **Infant course tile (Learn About Relational Climate)** from the 12 courses listed above to start the first course

The screenshot displays the Teachstone Learning Resources interface. On the left is a filter sidebar, and on the right is a grid of course tiles. Orange arrows point from the filter sidebar to the corresponding course tiles in the grid.

Filter Sidebar:

- Type:** Video, Link, PDF, Course, Dual Language Learner, Family Child Care, SESAME STREET
- Language:** English, Spanish
- Age Level:** Infant, Toddler, Pre-K, K-3, Upper Elementary, Secondary
- Clear Filters

Course Tiles:

- Infant-Toddler Caregiving: Responding with Developmentally Appropriate Practice (30 min)
- Learn about Relational Climate (15 min)
- Your Favorite Teacher and CLASS (15 min)
- Infant-Toddler Caregiving: Observing Children's Cues (15 min)
- Infant-Toddler Caregiving: Nurturing Attachment with Teacher Sensitivity (20 min)
- Learn about Early Language Support (15 min)
- Learn about Teacher Sensitivity (15 min)
- Learn about Facilitated Exploration (15 min)

Complete the same steps for the remaining 3 Infant courses:

- Infant Learn about Teacher Sensitivity
- Infant Learn about Exploration
- Infant Learn about Early Language Support

To take the 8 Toddler Learn About courses:

- Under **Type**, select **Course**
- Under **Language**, select **English** or **Spanish**
- Under **Age Level**, select **Toddler**
- Click the **Show More Resources** link to see all courses
- Click on the first **Toddler course tile (Learn About Positive Climate)** from the 12 courses listed above to start the first course

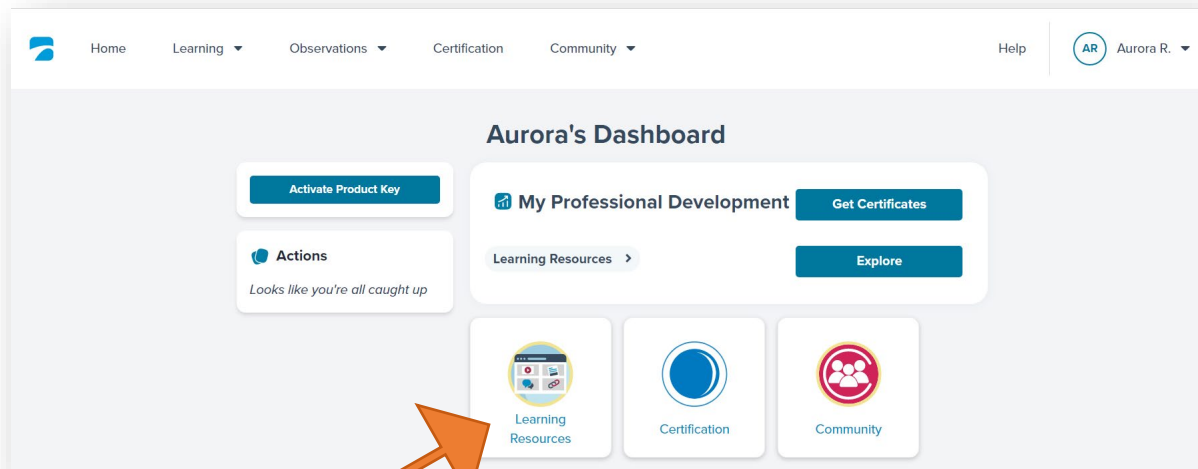
The screenshot shows a web interface for selecting educational resources. On the left is a filter sidebar with three sections: 'Type', 'Language', and 'Age Level'. In the 'Type' section, the 'Course' option is selected with a blue checkmark. In the 'Language' section, 'English' is selected. In the 'Age Level' section, 'Toddler' is selected. The main content area displays a grid of resource tiles. An orange arrow points from the 'Course' filter to the top-left tile, 'Infant-Toddler Caregiving: Responding with Developmentally Appropriate Practice'. Another orange arrow points from the 'English' filter to the middle-left tile, 'Learn about ... Emotional and Behavioral Support: Positive Climate'. A third orange arrow points from the 'Toddler' filter to the same 'Learn about ... Positive Climate' tile. The interface also includes a search bar at the top right, a 'Sort By: Most Popular' dropdown, and a 'Showing 9 / 12 out of 1095 Total Resources' indicator.

Complete the same steps for the remaining 7 Toddler courses:

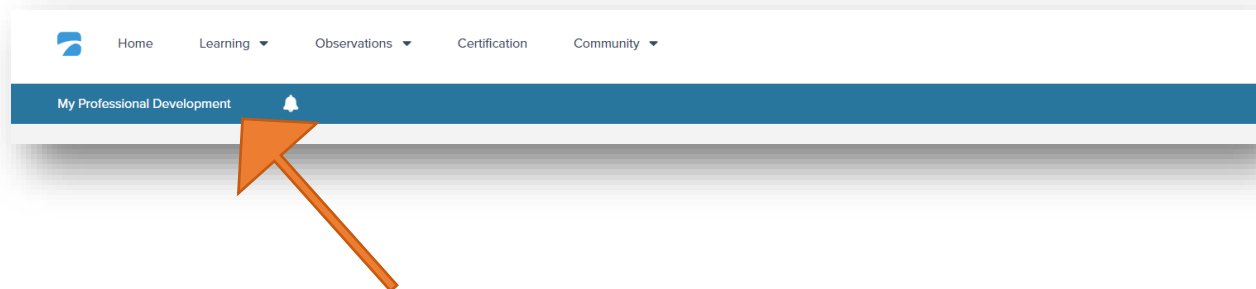
- Toddler Learn about Positive Climate
- Toddler Learn about Negative Climate
- Toddler Learn about Teacher Sensitivity
- Toddler Learn about Regard for Child Perspectives
- Toddler Learn about Behavior Guidance
- Toddler Learn About Facilitation of Language & Development
- Toddler Learn About Quality of Feedback
- Toddler Learn About Language Modeling

You can access and download your Certificate of Completion with documentation of CEUs once you've completed all the Learn About courses for the Infant and Toddler age levels.

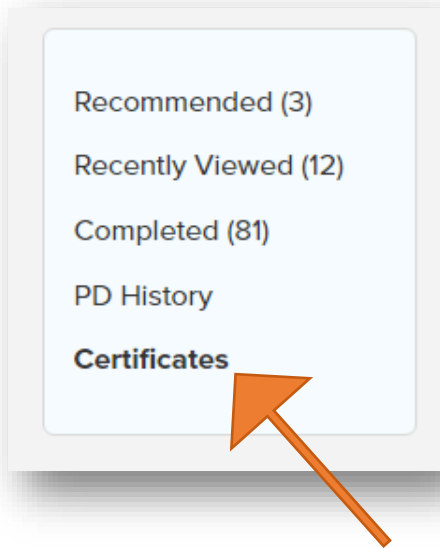
Click the Learning Resources Module tile



Click on My Professional Development (next to the bell)



Click Certificates



Then you will be able to download the certificate for completing the 4 Infant Learn About CLASS Series.

INFANT LEARN ABOUT CLASS SERIES (ENGLISH)

Title	Age Level	Date Completed	Time (Min)
Learn about Relational Climate	Infant (English)	01/14/2023	15
Learn about Teacher Sensitivity	Infant (English)	01/14/2023	15
Learn about Facilitated Exploration	Infant (English)	01/14/2023	15
Learn about Early Language Support	Infant (English)	01/14/2023	15

Total Time Completed (min): 60/60

Completed 4 of 4 Resources [Download Certificate](#)



Then you will be able to download the certificate for completing the 8 Toddler Learn About CLASS Series.

T TODDLER LEARN ABOUT CLASS SERIES (ENGLISH) ^

Title	Age Level	Date Completed	Time (Min)
Learn about Positive Climate	Toddler (English)	01/12/2023	15
Learn about Negative Climate	Toddler (English)	01/12/2023	10
Learn about Teacher Sensitivity	Toddler (English)	01/13/2023	15
Learn about Regard for Child Perspectives	Toddler (English)	01/13/2023	15
Learn about Behavior Guidance	Toddler (English)	01/13/2023	15
Learn about Facilitation of Learning and Develop...	Toddler (English)	01/13/2023	15
Learn about Quality of Feedback	Toddler (English)	01/13/2023	15
Learn about Language Modeling	Toddler (English)	01/13/2023	15

Total Time Completed (min): 115/115

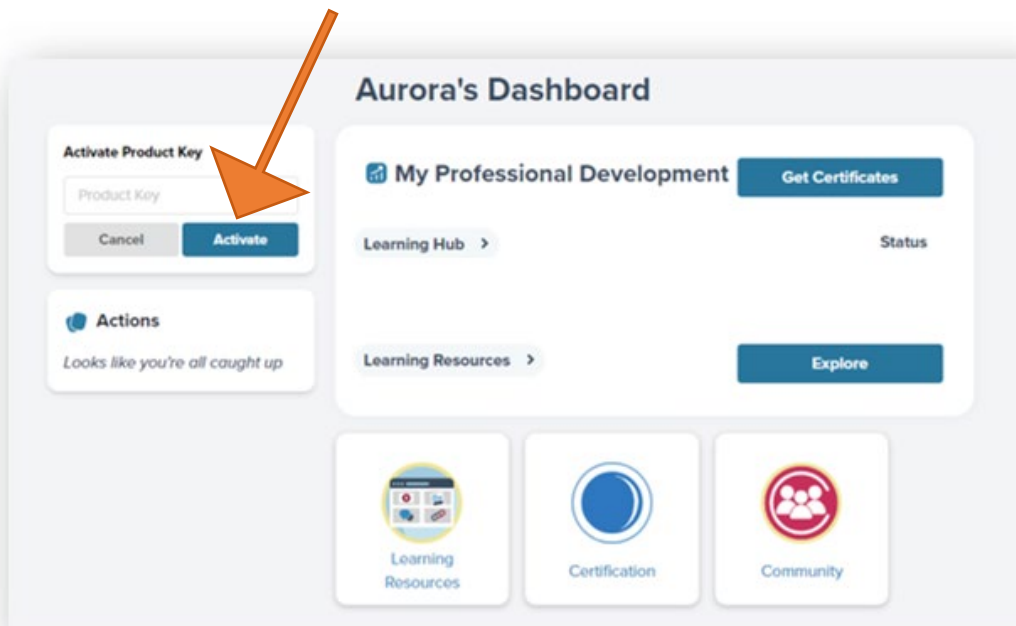
Completed 8 of 8 Resources [Download Certificate](#)





Infant-Toddler CLASS Primer for Teachers – 3 hours

Once you are logged into the MyTeachstone website, enter your Product Key and click the blue **Activate** button



Once you enter the Product Key for the Infant-Toddler CLASS Primer for Teachers course, click on the blue **Go to Learning Hub** button

Success!

You are being enrolled in:
An Infant-Toddler CLASS Primer for Teachers (Self-Paced Online) until 2024-02-02
Once enrollment is complete, you will see your course in Learning Hub.

[Go to Learning Hub](#)

Click on the purple **IT Primer for Teachers** tile to start the course



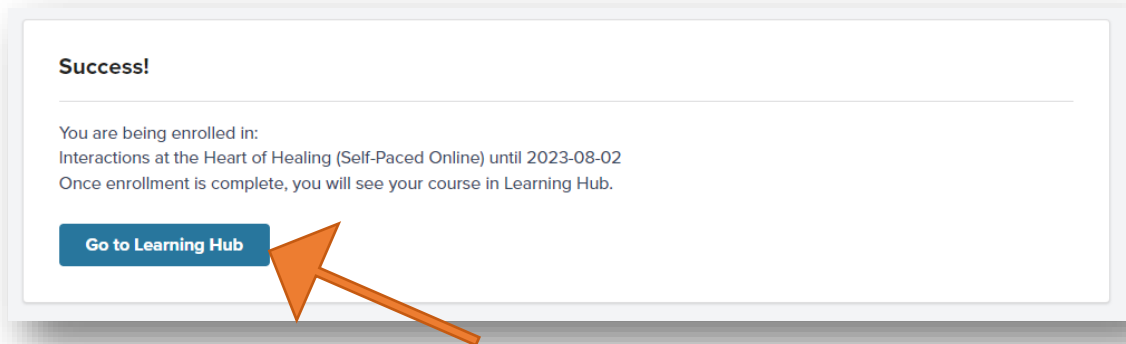
To obtain your certificate, you will need to complete each section

- Welcome to An Infant-Toddler CLASS Primer for Teachers! – Course Introduction – 1 item
- Lessons – 5 items
- Course Conclusion – 2 items

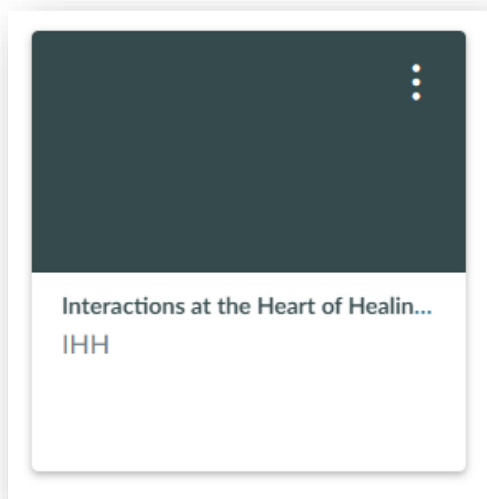
Interactions at the Heart of Healing: Trauma - 6 hours

Once you are logged into the MyTeachstone website, enter your Product Key and click the blue **Activate** button

Once you enter the Product Key for the Interactions at the Heart of Healing: Trauma course, click on the blue **Go to Learning Hub** button



Click on the **Interactions at the Heart of Healing: Trauma (IHH)** tile to start the course



To obtain your certificate, you will need to complete each section

- Welcome to Interactions at the Heart of Healing! – Course Introduction – 1 item
- Lessons – 5 items (there are an additional 2 optional items)
- Course Conclusion – 2 items

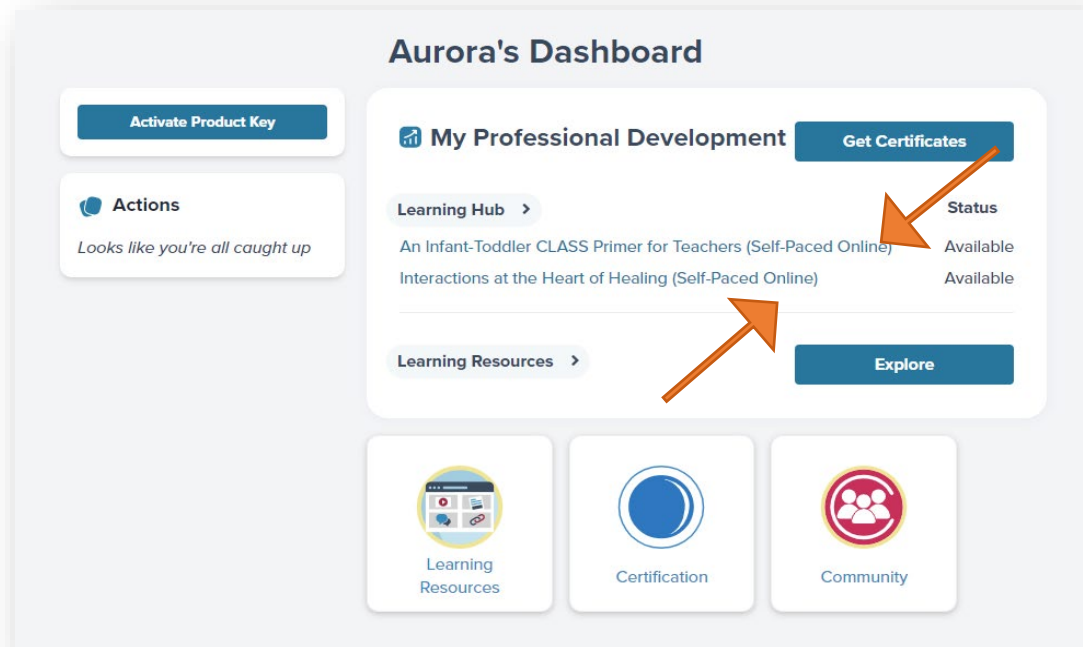
Since the courses are all self-paced, you do not need to complete all of the courses at one time. You can complete one course and return to complete the other courses at another time.

Next time you log in:

- Navigate to www.teachstone.com
- Click **Login**.



- Enter your email address and password and click **Login**.
- From your dashboard, click on the **Learning Resources Module** tile to complete the **Infant or Toddler Learn About** courses.
- To access the **Infant-Toddler Primer for Teachers** or the **Interactions at the Heart of Healing** courses (under the Learning Hub), click on the title of the course you need to complete.
- Pick up where you left off last time you were logged in!



If you have trouble logging in:

- Double check that your email and password are correct. Remember that you can use the forgot your password feature to reset your password if needed.

You will also need to complete two additional trainings for the CLASS Infant/Toddler Bonus:

- Virtual Live Training - Thinking & Thriving – 4 hours
- In Person Training - Intro to the CLASS® Tool – 5 hours

***A calendar with dates, times, and locations for these trainings will be provided soon.**